



2006 Trends in Physician Regulation

Federation of
STATE 
MEDICAL
BOARDS

Table of Contents

Section 1: Overview

Public Protection in
Difficult Times. 1

- About the Federation of
State Medical Boards. 1

Section 2: Collaboration

Medical Boards Protect the Public by
Improving Physician Mobility 2

- Medical Boards Collaborate to Expedite
Physician Licensure. 2
- Responding to Natural Disaster: State
Medical Boards Collaborate During
Hurricane Katrina Crisis. 5
- Contributing to Homeland Security:
Medical Boards and the CDC Collaborate
on Emergency Contact Information
Database 7

Section 3: Pain Policy

States Work for More Consistent, Appropriate
Pain Management 8

- Promoting Appropriate Pain
Management. 10
- Joint Statements with
Other Regulators. 13

Section 4: Upholding High Standards of Conduct

State Medical Boards:

Committed to Public Safety 14

- Medical Boards Conduct Criminal Background Checks 14

- Regulating ‘Rogue’ Internet Pharmacies 16

- Physician Profiles Help Consumers Make Informed Health Care Choices. . 17

Section 5: State Medical Boards and Public Protection

State Medical Boards: Authorized to Protect the Public 18

Section 6: Federation of State Medical Boards Summary of 2005 Board Actions

- Summary of Board Actions Definitions 23

- State Medical Boards Disciplinary Reports 25

PUBLIC PROTECTION IN DIFFICULT TIMES

This report, *2006:Trends in Physician Regulation*, is the first in a series of in-depth looks at new developments in the work of state medical boards. It covers collaborations that served the public during the Hurricane Katrina crisis and that will help authorities mobilize large groups of physicians in the event of a national emergency. The report presents one example of how good policy makes for good medicine in the treatment of patients suffering chronic or end-of-life pain. The report also explores how boards are making their rich repositories of physician data available to consumers while balancing physicians' rights to due process and privacy. Finally, the report includes a state-by-state listing of disciplinary actions taken by medical boards during 2005. State medical boards are acting on these and other fronts in response to dramatic changes in the way physicians conduct their practices. A convergence of technical, social and economic forces are leading to these changes. Consider:

Rapid advances in technology and science are permanently changing the face of health care. The development of innovative medical products and procedures are improving the quality of life for many Americans, and even more exciting discoveries and developments are just over the horizon. These same advances are revolutionizing the practice of medicine. For example, telemedicine enables physicians to examine patients who live thousands of miles away. Physicians are increasingly mobile, with many doctors practicing in multiple states.

Patients are better informed and empowered. Patients have become much more active participants in their health care and demand accountability for the quality of care received. They come to their physicians with ideas and questions shaped by information readily accessible on the Internet and through other sources.

Health care costs are skyrocketing. The same advances in

biomedicine and technology contributing to new products and procedures are resulting in steeply rising costs for health care. As advocates for their patients, physicians face complex challenges in balancing expensive state-of-the-art treatment with the value that such treatment will actually provide. At the same time, the public, employers and government at all levels are clamoring for relief from those costs.

As the sole entities authorized to protect the public from the incompetent and unethical practice of medicine, medical boards are grappling with great challenges in this complex environment:

- How does a medical board regulate the practice of medicine that may involve a physician treating a patient – via robots and computers – who is 2,000 miles away?
- In a time when bioterrorism is a clear and present danger, how can medical boards help mobilize physicians with lightning speed to treat thousands of people potentially thousands of miles away?
- In the age of the Internet and empowered health care consumers, how do boards protect unwary patients from unethical physicians who prescribe dangerous drugs online without ever examining them?
- How can boards work most effectively to help physicians translate new guidelines into practices that improve the quality of life of millions of people where it matters most: the patient?

Even as medical boards step up their activities to meet these challenges, they face increased pressure to improve the system for preventing incompetent, impaired and unethical physicians from doing harm. Medical boards receive their authority and funding through the states, the District of Columbia and the U.S. territories. Thus, they must compete with other state priorities for funding and staff. The level of authority and autonomy granted by the state also has a tremendous impact on their ability to carry out their vital work effectively. With all

these forces at play, their task – overseen by volunteer physicians and community members who give countless hours – is a difficult one. It is also vital, arguably, never more so than during these days of change.

About the Federation of State Medical Boards

The Federation of State Medical Boards (FSMB) is a national not-for-profit organization representing the 70 medical boards of the United States and its territories, including 14 state boards of osteopathic medicine. Our mission is to continuously improve the quality, safety and integrity of health care by developing and promoting high standards for physician licensure and practice. The FSMB helps our member boards serve the public by continually updating and developing guidelines for regulation that reflect new medical knowledge,

technological advances, and even changing cultural attitudes toward medical practice. Examples include guidelines for pain management, standards for physician competence and the practice of medicine via the Internet. The FSMB also conducts research on these and other issues; analyzes and develops policy; and serves as a resource for policy makers, federal and state regulatory authorities, the health care community, consumers and many others. On behalf of our members, we are also providing leadership in collaborative efforts with other organizations to anticipate the changing needs of patients and their families where they intersect our work. It is in this spirit of supporting our members in their service to the public that we present this report. We hope you find it useful, and we welcome your questions at www.fsmb.org.



As the sole entities authorized to **protect the public** from the incompetent and unethical practice of medicine, **medical boards are grappling with great challenges** in this complex environment.

MEDICAL BOARDS PROTECT THE PUBLIC BY IMPROVING PHYSICIAN MOBILITY

The practice of medicine increasingly transcends state borders as physicians open multiple practice sites, provide consultations through satellite transmissions, and communicate with their patients and each other on the Internet. In one clear reflection of this trend, more than one in five practicing physicians now has a license in two or more jurisdictions.

This development holds tremendous promise for the public as individuals who live in underserved areas gain new access to health care and physicians in distant locations sit in on patient examinations or review scans and other medical information. In addition, concerns about the terrorist attacks of 2001 and the health care crisis created by Hurricane Katrina in 2005 focused new attention on the need to facilitate the movement of health care practitioners who want to provide services across jurisdictional boundaries.

At the same time, this trend poses great challenges to state medical boards. While upholding each state's right to regulate medical practice within its borders, medical boards are working together to support physician mobility.

FSMB policies developed during the past decade call on state boards to adopt procedures that help physicians obtain licenses in multiple jurisdictions efficiently. These recommendations urge states to use:

- a centralized system for primary source verification and storage of core physician credentials;
- a standardized medical license application and established standards for primary source verification of core credentials; and
- processes for expediting licensure if physicians meet certain

qualifications, including full and unrestricted licensure in all jurisdictions where they hold a license and a clean disciplinary history.

The following is a report on progress that has been made toward achieving these recommendations, as well as a review of collaborative efforts by medical boards to facilitate the swift movement of physicians to help the public during large-scale health care emergencies.

Medical Boards Collaborate to Expedite Physician Licensure

Centralized System for Primary Source Verification

Established by the FSMB in 1996, the Federation Credentials Verification Service (FCVS) contains more than 60,000 physician profiles. Eleven medical boards now require FCVS profiles for licensure, and almost all medical licensing boards accept a FCVS profile to verify physicians' credentials.

At the request of a physician or physician assistant, FCVS keeps a permanent repository of verified "core" medical credentials, which include medical education, postgraduate training, examination history, board action history, board certification and identity. Modeled after the best practices of state medical boards, FCVS's standard credentialing parameters require the FSMB to verify core medical credentials directly with medical schools and postgraduate training programs. These verified credentials are immediately available at the request of the physician or physician assistant. This results in an expedited licensure process for the physician while reducing the redundancies of the credentialing process and saving the physician and medical board staff time and money.

Standardizing the Licensure Application Process

In another advance, a task force of medical board representatives


developed a Common License Application Form (CLA-F) in 2004 to reduce the amount of time and paperwork required to apply for licensure in multiple states. The CLA-F can serve as the core of a state's license application without replacing unique state-level requirements.

Three state medical boards have now incorporated the CLA-F into their application processes. Both physicians and state medical boards benefit since the CLA-F reduces the number of incomplete applications, allows for the collection of uniform information and makes applications for licensure in multiple states more convenient.

Expedited Licensure Processes: Portability Demonstration Projects

Two regional groups of medical boards have been working to improve license portability through the design of demonstration projects. One collaboration has drawn together Maine, Massachusetts, Vermont, Connecticut, Rhode Island and New Hampshire in the northeastern United States, while the other has encompassed North Dakota, Kansas, Colorado, Minnesota, Iowa, Idaho and Oregon in the western United States.

Both groups seek to eliminate redundancies in their application processes. Although their plans differ, both call for a central database or interactive information system accessible to participating medical



While upholding each state's right to regulate medical practice within its borders, **medical boards are working together to support physician mobility.**



boards. The databases will contain printable digital image files, such as licensing applications, medical education and training credentials and examination transcripts, scanned in by participating boards. State boards will have immediate access to verified credentials, significantly reducing the time and paperwork required to issue a medical license. The federal government has appropriated initial funding for these multi-state projects through the FY 2006 Labor, Health and Human Services, Education Appropriations bill, signed into law in December 2005. Once additional funding is secured to implement the projects, the FSMB will play a central role by housing the core database and maintaining a Web-based service for data uploads by participating state medical boards. The FSMB anticipates additional state medical boards will commit to these efforts once the demonstration projects can show their feasibility and their benefits to a variety of stakeholders.

Anticipated Benefits of License Portability Demonstration Projects

- Increasing access to medical services for patients in underserved areas
- Improving the ability to mobilize physicians during disasters
- Facilitating the mobility of physicians and multi-state practices
- Reducing barriers to telehealth across state lines
- Streamlining the license application process
- Decreasing redundancies associated with obtaining licensure in multiple states

Responding to Natural Disaster: State Medical Boards Collaborate During Hurricane Katrina Crisis

In August 2005, Hurricane Katrina swept across the Gulf Coast, leaving an enormous health care crisis in its wake and severely testing state

medical licensure systems established to protect the public. The FSMB and its member boards responded by collaborating to create systems that expedited emergency physician licensure while still protecting patients from dangerous doctors and imposter physicians. An estimated 6,000 physicians were among the hundreds of thousands of Gulf Coast residents displaced to other states by the hurricane. Thousands of other physicians from across the country sought to enter the devastated region to help hurricane victims. This unprecedented dual migration of physicians created two major challenges for the region's medical boards:

- How to expedite emergency licensure for displaced physicians so they could assist evacuated hurricane victims or begin practicing in new jurisdictions
- How to verify the legitimacy of volunteer physicians seeking to help in crisis areas

Exacerbating the situation was the adverse effect of the hurricane on the Louisiana State Board of Medical Examiners. The board's offices were shut down for nearly six weeks, and all mechanisms for communications, including phone, fax, e-mail, cell phone and website, were unavailable. The catastrophe left the medical board with no means of verifying the legitimacy of either physicians coming into the devastated region or displaced Louisiana physicians seeking licensure in other states.

Developing Emergency Systems to Protect Patients

The FSMB and state medical boards quickly moved to address the situation. Using data the Louisiana medical board had provided to the FSMB's Physician Data Center just weeks before the hurricane, the FSMB created a Web-based, around-the-clock licensure verification system enabling state medical boards, disaster aid facilities and hospitals the ability to instantaneously verify licensure for Louisiana physicians and physician assistants.

Operating throughout September 2005, this system made it possible to verify the licenses of more than 1,200 displaced physicians. The verification system also discouraged attempts from sanctioned and unlicensed individuals seeking to have their alleged license verifications forwarded to personal addresses.

The Louisiana medical board authorized the FSMB to serve as a Temporary Display Agent for the verification of licensure for physicians and physician assistants in Louisiana. This allowed hospitals and other health care organizations in Louisiana to meet the standards of the Joint Commission on Accreditation of Healthcare Organizations (JCAHO) for primary source verification.

The crisis also created problems for medical boards in states contiguous to the disaster area, which began seeing sharp increases in licensure applications from Louisiana doctors as well as volunteer physicians from other states seeking to provide emergency assistance. By reducing their normal list of licensing requirements to several key elements, including disciplinary history to pinpoint physicians with sanction histories, medical boards in Texas and Mississippi were able to grant emergency licenses to displaced physicians quickly, usually within 24 hours.

Credentialing Displaced Physicians

Katrina destroyed educational and postgraduate training credentials of hundreds of Gulf Coast physicians and medical students. As they began seeking licensure in new states, medical boards contacted FCVS to help them locate missing credentials.

FCVS used its extensive network of relationships with state medical boards and national organizations to rebuild verified credentials profiles. FCVS found ready help from many organizations, including the Association of American Medical Colleges, the Accreditation Council for Graduate Medical Education, the American Board of Medical Specialties,



the American Osteopathic Association and the Educational Commission for Foreign Medical Graduates. If FCVS staff still came up empty handed, they tracked down previous hospital and/or managed care groups in which the physician had participated and been credentialed. FCVS eventually helped more than 125 physicians resume their practices through these efforts.

Today, state medical boards continue to collaborate by sharing best practices for disaster preparedness and other information. In February 2006, the FSMB published *Responding in Times of Need: Katrina & Beyond* (available at www.fsmb.org), which discusses state medical boards' response to the hurricane, lessons learned during the crisis and resources available.

Contributing to Homeland Security: Medical Boards and the CDC Collaborate on Emergency Contact Information Database

In public health emergencies, lives depend on the ability of public health organizations at the federal, state and local levels to mobilize resources and mount coordinated responses quickly. In the wake of the attacks on Sept. 11, 2001, and subsequent isolated biological incidences, Congress directed the Centers for Disease Control and Prevention (CDC) to work with such organizations toward that goal.

One outgrowth of this directive has been a collaborative project between the CDC and the FSMB that calls for development of a complete database of emergency contact information for physicians practicing in the United States. Once completed, the database will allow the CDC to contact physicians immediately and provide critical information to them in the event of a terrorist attack or other public health emergency.

In 2004, the FSMB and the CDC embarked on a pilot program, in



collaboration with seven medical boards in five states, to assess the feasibility of having state medical boards collect and maintain contact information for licensed physicians that could be used in times of emergency. Participants include the Maine Board of Licensure in Medicine, the Maine Board of Osteopathic Licensure, the North Dakota State Board of Medical Examiners, the Oklahoma State Board of Medical Licensure and Supervision, the Oklahoma Board of Osteopathic Examiners, the Rhode Island Board of Medical Licensure and Discipline, and the Virginia Board of Medicine.

Participating boards surveyed licensed physicians in their states to obtain contact information such as address, telephone number, e-mail address and fax number. The FSMB's Physician Data Center will house the collected data, and the CDC will be able to access the data during emergencies.

The project will also put in place a mechanism for state and local health departments to notify physicians in the event of an emergency. Discussions are underway to expand the project to include states with high-density populations that are potential targets of terrorist attacks.



STATES WORK FOR MORE CONSISTENT, APPROPRIATE PAIN MANAGEMENT

Despite major progress in the legitimate use of opioid analgesics to treat pain, a significant body of evidence suggests that both acute and chronic pain continue to be undertreated. Many terminally ill patients unnecessarily experience moderate to severe pain in the last weeks of life.

The persistence of undertreatment in both policy and practice has been attributed to social, economic, political, legal and educational factors, including inconsistencies and restrictions in state pain policies. Circumstances that contribute to the prevalence of undertreated pain include:

- lack of knowledge about medical standards, current research and clinical guidelines for appropriate pain treatment;
- the perception that prescribing adequate amounts of controlled substances will result in unnecessary scrutiny by regulatory authorities;
- misunderstanding of addiction and dependence; and
- lack of understanding of regulatory policies and processes.

State medical boards recognize the undertreatment of pain as a serious public health problem that decreases patients' functional status and quality of life. In 2004, the FSMB continued its work to address this issue by adopting the *Model Policy for the Use of Controlled Substances for the Treatment of Pain*. This policy recognizes inadequate pain management as a continuing problem, as well as the obligation of government to develop a system that prevents abuse and diversion of controlled substances while ensuring their availability for legitimate medical purposes.

The *Model Policy* affirms that:

- state medical boards view pain management to be important and integral to the practice of medicine;
- opioid analgesics may be necessary for the relief of pain;
- the use of opioids for other than legitimate medical purposes poses a threat to the individual and society;
- physicians have a responsibility to minimize the potential for the abuse and diversion of controlled substances; and
- physicians will not be sanctioned solely for prescribing opioid analgesics for legitimate medical purposes.

The 2004 *Model Policy* builds on the landmark *Model Guidelines for the Use of Controlled Substances for the Treatment of Pain*. Adopted by the FSMB in 1998, the *Guidelines* sought to encourage effective pain management, to place such practice within the bounds of legitimate professional practice, to serve as an alternative to legislative action, and to encourage consistency among the states with respect to pain and controlled substances policy.

Prior to the mid-1990s, only a few states had pain management policy to guide their licensed physicians. As the science of prescribing medication for pain started to change, state medical boards saw a growing need to develop a framework that would guide physicians and assure the public of access to adequate treatment for pain.

In fact, the health care community as a whole widely embraced the 1998 *Model Guidelines* as a sensible, practical prescription for pain care. Several dozen state medical boards adopted the *Model Guidelines* in part or in entirety. The *Model Guidelines* also received the endorsement of the American Academy of Pain Medicine, the American Pain Society and the National Association of State Controlled Substances Authorities.

During the past decade, most state medical boards have revised or completely revamped their pain policies to reflect current knowledge in pain treatment. While this represents a significant advance toward more consistent and appropriate treatment of pain, the challenges are far from over. Many physicians continue to fear being investigated, or even arrested, for prescribing controlled substances for pain. Some physicians are also unaware of recent advances in our understanding of appropriate pain treatment. Complicating matters has been heightened sensitivity among federal regulators to the diversion of controlled substances for illicit uses.

The FSMB continues to encourage state medical boards to work with the attorney general in their state to identify regulatory restrictions blocking the effective use of controlled substances to relieve pain.

Promoting Appropriate Pain Management

In addition to developing or revising pain policies, the FSMB and a number of state medical boards have initiated national and state-level efforts to educate physicians and the public about appropriate management of pain. Following are several examples of these educational efforts.

Publications

- The FSMB has distributed more than 300,000 copies of the *Model Guidelines for the Use of Controlled Substances for the Treatment of Pain* and the *Model Policy for the Use of Controlled Substances for the Treatment of Pain* since 1998 to state and federal legislators and other policymakers, state and federal regulators, physicians, medical



State medical boards recognize the undertreatment of pain as a **serious public health problem.**

professional organizations and patient advocacy groups. (The *Model Policy* may be downloaded at www.fsmb.org.)

- The North Carolina Medical Board first adopted a statement on chronic, non-malignant pain a decade ago. The board revised the statement in 2005 when it adopted a modified version of the FSMB's *Model Guidelines*. The board's quarterly newsletter, *Forum*, frequently provides the state's physicians with the full texts of policies, as well as essays on pain management and related issues. The goal is to make sure physicians are comfortable using controlled substances to manage pain while preventing abuse of those substances. (For more information, visit ncmedboard.org.)
- In 2003, the University of Wisconsin Pain and Policy Studies Group (PPSG) released *Achieving Balance in State Pain Policy: A Progress Report Card*. The report evaluates how well state policies balance the medical availability of narcotic drugs with a system of controls to prevent abuse and diversion. (The report, which will be updated in June 2006, is available at www.medsch.wisc.edu/painpolicy.)

Multimedia

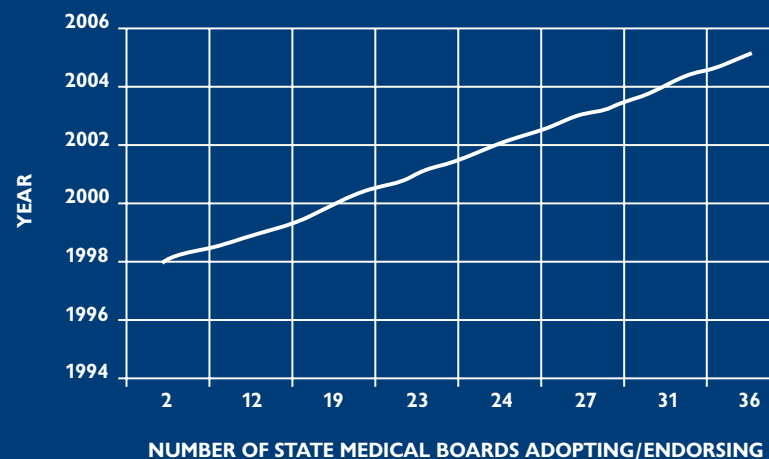
- The Maryland Board of Physicians produced a video, *A Sense of Balance*, to educate physicians on controlled substances, chronic pain, over-prescribing medication, the addicted physician and identifying drug-seeking patients. (The video is available at mbp.state.md.us.)
- At the FSMB's 2003 Annual Meeting, a panel of physicians and regulators wrestled with issues surrounding the treatment of intractable pain and end-of-life pain. Moderated by Harvard Law School professor and television legal analyst Arthur Miller, J.D., the panel engaged in a Socratic dialogue around a series of challenging hypothetical situations involving patients with pain, where the right answer was not always clear. An educational video made from the session, *Facing Fears: Pain, Medication and End-of-Life Care*, shows the

many sides to these difficult situations. (The *Facing Fears* video is available at www.fsmb.org.)

Making Progress Against Pain Through Policy

Since the FSMB published the *Model Guidelines for the Use of Controlled Substances for the Treatment of Pain* in May 1998, 36 state medical boards have adopted (in entirety or in part) or endorsed the *Model Guidelines* or the 2004 revision, *Model Policy*.

Cumulative Number of State Medical Boards Adopting/Endorsing FSMB Pain Management Guidelines/Policy, 1998-2005



Education

- The FSMB conducted a nationwide series of workshops on pain management in 2004-05 to help medical and pharmacy regulators encourage appropriate pain care in their jurisdictions, gain insights into new developments in pain treatment, and discuss regulatory responses to abuse and diversion of controlled substances. The series, "Promoting Balance and Consistency in the Regulatory Oversight of Pain Care," attracted 350 participants representing 57 state medical boards, 21 state pharmacy boards and seven other organizations

interested in pain care. (CDs of the FSMB pain workshops are available at www.fsmb.org.)

Joint Statements with Other Regulators

Physicians are not the only health care professionals struggling with the appropriate use of controlled substances to manage pain. Medical boards in Florida, Kansas, Minnesota, New Mexico, North Carolina and West Virginia have worked with other health care boards in their states to adopt joint statements on pain management and palliative care.

- In 2005, the boards of medicine, osteopathic medicine, nursing and pharmacy in both Florida and New Mexico adopted joint statements on pain management. After calling for physicians, nurses and pharmacists to cooperate in the appropriate treatment of pain, the Florida statement recognizes the need to monitor the prescribing of controlled substances for pain. The boards also sent a joint letter to Florida Gov. Jeb Bush recommending several steps the governor's office could take to prevent prescription drug abuse. Among the recommendations were the creation of an electronic reporting system for prescription drugs and a requirement that pharmacies see photo identification before filling prescriptions for controlled substances.
- In Minnesota, a joint statement adopted in 2004 by the boards of medicine, nursing and pharmacy calls for health care professionals to become and remain knowledgeable about effective pain management. The statement further urges practitioners to be aware of the risks of diversion and abuse of controlled substances and to take appropriate steps to minimize these risks. At the same time, the statement urges physicians to recognize that individuals with chemical dependency can experience pain requiring medications, including opioids, and may require specialized management.

Workshop Prompts Medical Board to Pursue Pain Management Legislation

The FSMB's workshop on appropriate pain management, "Promoting Balance and Consistency in the Regulatory Oversight of Pain Care," was influential in prompting Medical Board of California representatives to pursue amendments to laws that will improve pain treatment for patients and the regulation of physicians who treat pain patients. Legislation incorporating these changes, which has the potential to impact more than 100,000 physicians and tens of thousands of patients, was introduced in February 2006.



Upholding High Standards of Conduct

STATE MEDICAL BOARDS: COMMITTED TO PUBLIC SAFETY

One important way state medical boards contribute to public safety is by ensuring physicians abide by acceptable standards of professional conduct. Increasingly, state medical boards are taking proactive measures that help to make the health care environment a safer one. These include:

- using criminal background checks to identify physician licensure applicants with previously undisclosed criminal histories;
- developing laws that prohibit the dangerous practice of prescribing drugs over the Internet solely on the basis of online questionnaires; and
- proactively providing information about physicians to the public.

Medical Boards Conduct Criminal Background Checks

In response to evidence a small, but significant, cohort of physicians conceal criminal histories, medical boards are increasingly conducting criminal background checks on physicians who apply for licensure to practice medicine. In recent years, 27 state medical boards have been authorized to conduct criminal background checks. Nineteen of these boards are authorized to conduct national and state criminal background checks, while eight have authority to conduct state criminal background checks only.

Many state medical boards have access to their state's criminal record database, but they are not authorized to access national information through the Criminal History Record Information (CHRI) database, which includes data from the FBI's National Crime Information Center. Federal law requires medical boards to obtain authority from their state legislatures before they can conduct criminal background checks on a national level, including the authority to gather fingerprints from

physicians applying for or renewing a license. Once they have this authority, medical boards must collaborate with a law enforcement agency within their state to submit fingerprints to the CHRI database on behalf of the state medical board.

In January 2006, the FSMB conducted a survey of state medical boards that had implemented criminal background checks to gauge the effectiveness of such checks. Of the 16 states that responded, nine performed both state and federal criminal record checks, while seven only did state background checks. The survey revealed several significant trends:

- On average, between two to five percent of physicians applying for licensure in one of the responding states had criminal histories.
- Approximately one to three percent of physician applicants who had criminal histories did not report them on their applications.
- The most common unreported crimes discovered by criminal background checks were driving under the influence and theft. Other unreported crimes included shoplifting, sex crimes, larceny, forged prescriptions, domestic violence, drug use/dealing/smuggling, assault and battery, trespassing, demonstrating, breaking and entering, child abuse, deportation, criminal mischief and murder.

In 2000, the Florida Board of Medicine reported approximately three percent of the physicians licensed after the board required fingerprinting showed a criminal history. Of the applicants with a criminal history, 44 percent failed to report criminal history information on their license application.

The FSMB survey indicated state medical boards made decisions on licensure applications from physicians with criminal background histories on a case-by-case basis. Most boards take into consideration the severity of the conviction and whether failure to disclose the criminal history was an honest oversight or a deliberate attempt


to mislead. As one survey respondent noted, a physician who has practiced for 30 years and failed to report an arrest for participating in a protest while an undergraduate likely would not receive the same scrutiny as the doctor who “forgot” a DUI from the past year. Medical boards deny licensure to physician applicants with criminal histories when the nature of the conviction and other circumstances warrant. License denials are reported to the Federation Physician Data Center, managed by the FSMB, which medical boards routinely query when processing licensure applications. This system prevents physicians who have been denied licensure because of unrevealed criminal backgrounds in one state from concealing this past when applying for licensure in another state. Other disciplinary actions taken by states against physicians with criminal histories include probation with specific

terms and conditions, suspension, official reprimands and letters of warning. All of these actions are reportable to the Federation Physician Data Center.

Regulating ‘Rogue’ Internet Pharmacies

During the past several years, the proliferation of Internet pharmacy websites has posed a major challenge to medical regulators. Hundreds of these websites, known as “rogue” pharmacies, allow consumers to obtain prescription medications simply by filling out online health questionnaires.

These online pharmacies endanger the public because they do not require the standard physical examination crucial for correct diagnosis

A young child with dark hair and a white shirt is looking towards the camera. In the foreground, a hand is using a computer mouse. In the background, there are several orange and white pill bottles on a shelf. The text is overlaid on the image.

The temporal and far-flung nature of the Internet, with **rogue online pharmacies** opening and closing within days or even hours, presents **complex challenges** to regulators.

and treatment. Unwary consumers purchasing drugs from rogue sites run the risk of adverse drug reactions and/or interactions, misdiagnosis or delay in diagnosis, and failure to identify complicating conditions. Public health officials and media have documented a number of injuries and several fatalities attributable to medications obtained from rogue Internet pharmacies. Unwary consumers also have no way of knowing where the drugs on rogue sites originate and whether their manufacture has been regulated.

The temporal and far-flung nature of the Internet, with rogue websites opening and closing within days or even hours, presents complex challenges to state and federal regulators. In addition to the difficult task of identifying the physical location of Internet websites and the physicians who prescribe for them, regulators must simultaneously attempt to track numerous monitoring and enforcement actions against rogue pharmacies and physicians as they occur across multiple states.

State and Federal Efforts

State medical boards have pursued varied strategies on the state and federal levels to address the problem of rogue pharmacies. While physicians can certainly prescribe drugs over the Internet in the context of an appropriate relationship with their patients, more than 30 medical boards have developed statutes, rules or guidelines to regulate the practice; other boards have chosen to interpret existing laws to regulate online prescribing. Enforcement of these laws has led to disciplinary actions against physicians who write prescriptions for rogue Web pharmacies, with nearly 40 medical boards having taken action against physicians for the practice. The development of the *Model Guidelines for the Appropriate Use of the Internet in Medical Practice*, adopted by the FSMB's member boards in 2002, supports state medical boards as they develop policies or guidelines.

The National Clearinghouse on Internet Prescribing (NCIP), operated by the FSMB, also supports state efforts. Established in 2000 by the FSMB, the concept of the clearinghouse was supported by the Department of Justice, the Drug Enforcement Administration and the Food and Drug Administration, and initial funding was provided by several pharmaceutical firms. The NCIP purchases medications online to identify physicians and pharmacies associated with rogue pharmacy websites. The NCIP then distributes information obtained through its purchases to all affected state and federal regulatory agencies and files complaints with state medical and pharmacy boards. To date, the NCIP has supported more than 210 investigations conducted by federal authorities and more than 450 investigations by state authorities, as well as work with several international agencies.

Federal legislation, introduced in 2005 with support from state medical boards, would lead to more effective regulation of rogue Internet pharmacies. The Ryan Haight Internet Pharmacy Consumer Protection Act would require Internet pharmacy websites to:

- clearly identify the business, physician and pharmacist associated with the website;
- prohibit a website from referring a customer to a doctor who then writes a prescription without ever seeing the patient; and
- give state attorney generals the ability to shut down rogue websites nationwide, rather than just in their individual jurisdictions.

Physician Profiles Help Consumers Make Informed Health Care Choices

The demand for information on individual physicians has soared in recent years as increasingly empowered health care consumers seek to make informed decisions about their health care. In response, many health care organizations and for-profit firms have made “physician profiles” available to the public via the Internet. These profiles

generally include data about physicians' licensure status, education, medical specialties, disciplinary history and, in some cases, malpractice judgments. State medical boards have worked to make such information easily accessible through consumer-friendly physician profiles. Since Massachusetts became the first state to require physician profiles in 1996, nearly every state has begun offering them to the public. Twenty-three states have passed laws requiring their physician boards to provide profiles, while 42 medical boards have voluntarily done so.

The development of profiles builds on a long tradition among medical boards of making physician licensure and disciplinary data available to the public upon request. Because medical boards gather and verify information directly from physicians during the licensure process, the health care community generally views board profiles as the most accurate and up-to-date physician data available. Physician profiles do vary significantly. Profiles created by legislative mandate tend to be more comprehensive than those created by board initiative. Legislative enactments generally have required the inclusion of criminal convictions, medical malpractice information, and disciplinary actions by state medical boards and hospitals. The availability of technical resources can also impact the comprehensiveness of a board's online profile. At a minimum, board profiles usually include licensure status and disciplinary history. More comprehensive profile systems may include full board orders of disciplinary actions and malpractice judgments. Most profiles can be obtained via the Internet, and some boards offer the reports by telephone, mail and fax.

In order to make profile information more valuable to consumers, some boards add context to certain profile data to make it more meaningful. A special committee convened by the FSMB to study profiles found that although malpractice information is in great demand by consumers in evaluating physicians, such data is frequently not a reliable measure of a physician's competence. The committee's research found issues such as the physician's time in practice, the

nature of their specialty, the types of patients treated and geographic location can significantly influence the number and amounts of malpractice judgments, awards and settlements. The committee's report sought to balance fairness to physicians with the need to facilitate public disclosure and protection. The report recommends malpractice profiles include:

- 1) the number of medical malpractice court judgments and arbitration awards against the physician within the past 10 years, and
- 2) the number of malpractice settlements when that number is equal to or exceeds three in the past 10 years. In addition, the report recommends profiles inform consumers that there is no conclusive evidence that malpractice data correlates with professional competence.

The FSMB also has created a national database that consolidates physician licensure and disciplinary information: the Federation Physician Data Center. For a nominal fee, consumers can log onto docinfo.org to learn whether a physician has been disciplined by any U.S. medical board. The Physician Data Center contains more than 156,000 disciplinary actions against 46,000 physicians, dating from the 1960s.



STATE MEDICAL BOARDS: AUTHORIZED TO PROTECT THE PUBLIC

The 10th Amendment of the United States Constitution authorizes states to establish laws and regulations protecting the health, safety and general welfare of their citizens. Medicine is a regulated profession because of the potential harm to the public if an incompetent or impaired physician is licensed to practice. To protect the public from the unprofessional, improper, unlawful, fraudulent and/or incompetent practice of medicine, each of the 50 states, the District of Columbia, and the U.S. territories has a medical practice act that defines the practice of medicine and delegates the authority to enforce the law to a state medical board.

State medical boards license physicians, investigate complaints, discipline those who violate the law, conduct physician evaluations and facilitate rehabilitation of physicians where appropriate. By following up on complaints, medical boards give the public a way to enforce basic standards of competence and ethical behavior in their physicians, and physicians a way to protect the integrity of their profession. State medical boards also adopt policies and guidelines related to the practice of medicine. There are currently 70 state medical boards authorized to regulate allopathic and osteopathic physicians.

Medical Board Structure

The structure and authority of medical boards vary from state to state. Some boards are independent and maintain all licensing and disciplinary powers, while others are part of a larger umbrella agency, such as a state department of health. State medical boards are typically made up of volunteer physicians and members of the public who are, in most cases, appointed by the governor and paid a nominal stipend for their service. The majority of state boards employ an administrative staff including an executive officer, attorneys, investigators and licensing

staff. The state legislature determines the financial resources of most boards. Some boards are funded directly from physician licensing and registration fees.

Physician Licensure

Obtaining a license to practice medicine in the U.S. is a rigorous process. State medical boards ensure those entering the profession have met predetermined qualifications that include medical school graduation, postgraduate training, and passage of a national medical licensing examination. Applicants also must provide details about their work history and reveal information regarding past medical history that may affect their ability to practice. Only those who meet a state's predetermined qualifications are granted permission to practice medicine in that state.

After physicians are licensed, they must re-register periodically to continue their active status. During this re-registration process, physicians must demonstrate that they have maintained acceptable standards of professional conduct and medical practice. In a majority of states, physicians must also show that they have participated in a program of continuing medical education.

Physician Discipline

Medical boards also monitor licensed physicians' competence and professional conduct. They review and investigate complaints and/or reports received from patients, health professionals, government agencies, health care organizations and other state medical boards about physicians who may be incompetent or acting unprofessionally, and take appropriate action against a physician's license if the person is found to have violated the law. State laws require that boards ensure fairness and due process to any physician under investigation.

While medical boards sometimes find it necessary to suspend or revoke licenses, regulators have found many problems can be resolved with additional education or training in appropriate areas. In other instances, it may be more appropriate to place physicians on probation or place restrictions on a physician's license to practice. This compromise protects the public while maintaining a valuable community resource in the physician. Probation and restrictions of a medical license can also be in place while a physician receives further training or rehabilitation.

The FSMB: Helping Medical Boards Fulfill Mandate to Protect the Public

State medical boards work together on issues relevant to all of them

through the Dallas-based Federation of State Medical Boards, which was founded in 1912. The FSMB provides an array of services, several of which are described below, to assist medical boards in their mission of protecting the public from the incompetent or unprofessional practice of medicine.

Policy Development and Dissemination

In the past two years, the FSMB has played a key role in state and national debates on many prominent issues, including Internet prescribing, telemedicine, alternative medicine, oversight of resident physicians and management of chronic pain. The FSMB monitors federal and state legislation that impacts medical regulation. As the national authority on issues regarding medical licensure and



Medical boards give the public a **way to enforce** basic standards of competence and **ethical behavior in their physicians.**



discipline, the FSMB is often called upon to offer testimony before Congress, federal agencies and state legislatures. The FSMB identifies legislative trends, develops model medical regulatory policies, facilitates communication between states on legislative issues, drafts statutory language and legislative testimony and assists with legislative strategies.

Physician Data

The FSMB was the first group to publish and distribute the names of the country's disciplined physicians. That information is now disseminated electronically via the Federation Physician Data Center, a repository of licensure data on more than 700,000 U.S. physicians that contains more than 156,000 disciplinary actions against 46,000 physicians dating to the 1960s. The Data Center receives regular updates from medical boards when they take disciplinary actions. An alert service provided by the Data Center means medical boards can quickly identify disciplined physicians who seek to relocate to another jurisdiction without detection. A similar service advises hospitals and managed care organizations when one of their physicians has been disciplined. The public can access nationally consolidated information about a physician from www.docinfo.org for a nominal fee.

United States Medical Licensing Examination

Medical licensing authorities in the United States require each applicant for licensure to pass an examination to ensure the physician is competent to practice medicine safely. The FSMB and the National Board of Medical Examiners administer the United States Medical Licensing Examination (USMLE), a three-step examination designed to be taken at different points during medical education and training. The USMLE evaluates a physician's ability to apply medical knowledge, concepts and principles to patient care and management across multiple settings. It also tests an applicant's clinical and communications skills in situations that replicate a doctor's typical mix of cases in a busy medical clinic.

Credentials Verification

Established in 1996 at the request of the FSMB's member boards as a tool to facilitate license portability, the Federation Credentials Verification Service (FCVS) is a permanent repository of core medical credentials for physicians and physician assistants, including medical education, postgraduate training, examination history, board action history, board certification and identity. Because FCVS provides primary source verification, this process eliminates the potential for fraudulent documentation and lessens the duplicative credentialing activities among medical boards that participate in the service. These credentials are subsequently available at a physician's request whenever he or she seeks licensure in another jurisdiction. Currently, 60,000 physicians have profiles with FCVS.

To learn more about the FSMB, please visit www.fsmb.org.



SUMMARY OF 2005

Federation of State Medical Boards Summary of 2005 Board Actions

Each year, FSMB publishes electronically an *Annual Summary of Board Actions*, a compilation of disciplinary actions initiated by its 70 member boards. In addition to providing disciplinary data, the report includes information about the context within which each medical board operates, including the standards of proof required of each board when prosecuting cases and the health care professions regulated by each board.

The *Annual Summary* is most useful to track trends in physician discipline within each state. Comparisons or rankings across states are not useful as states operate with different financial resources, levels of autonomy, legal constraints and staffing levels.

The report includes disciplinary data for each board from 2001-05. During this five-year period, the total number of actions taken by medical boards rose from 4,662 in 2001 to 6,138 in 2005.

In addition to disciplinary data and board information, the report includes the Composite Action Index. Designed by FSMB, the CAI is a tool that assists state medical boards in evaluating their performance over time. The CAI calculation is a weighted average of disciplinary actions taken against physicians practicing in a state, as well as all physicians licensed by that state. Actions affecting physicians' licenses, such as revocations and suspensions, are weighted more heavily in a state's CAI.

Please note the validity of the CAI is limited in states that have total in-state physician licensee populations of less than 1,000.

To see *Annual Summary* reports since 1990, please visit the [Credentialing/Data Services](http://www.fsmb.org) link at www.fsmb.org.

Summary of Board Actions Definitions

Loss of License or Licensed Privilege: Includes revocation, suspension, surrender or mandatory retirement of license or loss of privileges afforded by that license.

Restriction of License or Licensed Privilege: Includes probation, limitation, or restriction of license or licensed privileges.

Other Prejudicial Actions: Modification of a physician's license, or the privileges granted by that license, that results in a penalty or reprimand, etc., to the physician. Such action is specific to the individual physician as opposed to a group of physicians (example: denial of a license due to adverse information concerning an individual as opposed to a denial based on lack of qualification that would apply to a large group of people).

Non-prejudicial Actions: An action that does not result in modification or termination of a license or licensed privileges. This action is frequently administrative in nature, such as a license denial due to lack of qualification or a reinstatement following disciplinary action.

Number of Physicians with Prejudicial Actions: This number refers to the total number of individual physicians against whom prejudicial actions have been taken within a jurisdiction. Because an individual physician may have two or more prejudicial actions, this number usually is less than the total number of prejudicial actions taken within a jurisdiction. Because some physicians hold licenses in more than one state, a total would not be an accurate reflection of the total number of physicians with prejudicial actions in the country because many physicians may have received prejudicial actions in all of the states where they hold a license.

Number of Physicians with Non-prejudicial Actions: This number refers to the total number of individual physicians against whom non-prejudicial actions have been taken within a jurisdiction. Because an individual physician may have two or more non-prejudicial actions, this number usually is less than the total number of non-prejudicial actions taken within a jurisdiction. Because some physicians hold licenses in more than one state, a total would not be an accurate reflection of the total number of physicians with non-prejudicial actions in the country because many physicians may have received non-prejudicial actions in all of the states where they hold a license.

Total Number of Physicians with Actions: This number refers to the total number of individual physicians against whom any type of actions have been taken within a jurisdiction. This number is not always equal to the sum of physicians with prejudicial and physicians with non-prejudicial actions, because an individual physician receiving both a prejudicial and a non-prejudicial action in a jurisdiction is not counted twice. Because some physicians hold licenses in more than one state, a total would not be an accurate reflection of the total number of physicians with actions in the country because many physicians may have received actions in all of the states where they hold a license.

Total Number of Licensed Physicians: Refers to the total number of physicians who have been licensed to practice within a specific jurisdiction. Because not all physicians who are licensed to practice within a jurisdiction actually practice within that jurisdiction, this number is usually greater than the Number of Physicians Practicing In-state. Because some physicians hold licenses in more than one state, a total would not be an accurate reflection of the total number of licensed physicians in the country because many physicians would be counted more than once.

Total Number of Licensed Physicians Practicing In-State:

Refers to the total number of physicians who are actually practicing within a specific jurisdiction. Because not all physicians who are licensed to practice within a jurisdiction actually practice within that jurisdiction, this number is usually less than the Total Number of Licensed Physicians.

Composite Action Index: The Composite Action Index (CAI) assists state medical boards in monitoring their disciplinary activity over time. It is not designed to be used in comparing boards to one another. The CAI is a weighted average of disciplinary actions taken against physicians practicing in a state, as well as all physicians licensed by a state. Actions affecting physicians' licenses, such as revocations and suspensions, are weighted more heavily in computing a state's CAI.

How the CAI is computed:

1. A board's total number of actions is divided by the total number of licensed physicians in a state.
2. A board's total number of actions is divided by the total number of physicians practicing in the state.
3. A board's total number of prejudicial actions is divided by the total number of physicians licensed by the state, whether they practice in the state or not.
4. A board's total number of prejudicial actions is divided by the total number of physicians practicing in the state.

A state medical board's CAI is determined by the average of lines one through four. Lines three and four are weighted more heavily to reflect the more serious nature of prejudicial actions.

Professions Regulated by a Board:

ACU-acupuncturist; ANA-anesthetist assistant; AT-athletic trainer; AUD-audiologist; BLD-biological lab director; CHI-chiropractor; CIS-cardiovascular invasive specialist; CP-clinical perfusionist; CT-cosmetic therapist; DEH-dental hygienist; DEI-dietician; DO-osteopathic physician; ELE-electrologist; EMT-emergency medical technician; ICU-mobile intensive care unit; MA-medical assistant; MD-allopathic physician; HAD-hearing aid dispenser; MT-message therapist; MR-medical resident; MR-medical resident; MP-medical physicist; NA-nurse anesthetist; NM-nurse midwife; NAT-naturopath; NUT-nutritionist; OT-occupational therapist; OP-optometrist; OTA-occupational therapist assistant; PA-physician assistant; PER-perfusionist; PT-physical therapist; PTA-physical therapist assistant; POD-podiatrist; RN-registered nurse; RT-respiratory therapist; RT-radiological technologist; RTL-radiological technologists limited; SA-surgical assistant; SL-speech language pathologist; SLA-speech language pathologist assistant.

State Medical Board Disciplinary Reports

Summary of 2005 Board Actions

Alabama State Board of Medical Examiners

P.O. BOX 946

Montgomery, AL 36104

<http://www.albme.org>

(334) 242-4116; Fax: (334) 242-4155

Board Information

Board Size/Composition	15 / 15 MD
Board Meeting Frequency	Monthly
Standard of Proof Required	Clear and Convincing
Professions Regulated by Board	MD, DO, PA

Board Actions	2005	2004	2003	2002	2001
Total Actions	68	53	78	75	78
Loss of License or Licensed Privilege	25	18	33	34	33
Restriction of License or Licensed Privilege	13	19	13	18	14
Other Prejudicial Actions	20	6	22	14	20
Total Prejudicial Actions	58	43	68	66	67
Non-Prejudicial Actions	10	10	10	9	11
Number of Physicians with Prejudicial Actions	47	41	60	55	60
Number of Physicians with Non-Prejudicial Actions	12	10	10	9	11
Total Number of Physicians with Actions	55	49	67	62	68

Physician Population

Total Number of Licensed Physicians	14,423	14,113	13,828	13,781	13,716
Total Number of Licensed Physicians Practicing In-State	9,955	9,746	9,431	9,342	9,177

Composite Action Index

Total Actions/Total Licensed Physicians	4.71	3.76	5.64	5.44	5.69
Total Actions/Practicing In-State Physicians	6.83	5.44	8.27	8.03	8.50
Total Prejudicial Actions/Total Licensed Physicians	4.02	3.05	4.92	4.79	4.88
Total Prejudicial Actions/Practicing In-State Physicians	5.83	4.41	7.21	7.06	7.30
Composite Action Index	5.35	4.16	6.51	6.33	6.59

Summary of 2005 Board Actions

Alaska State Medical Board

550 West Seventh Ave, Suite 1500

Anchorage, AK 99501

<http://www.dced.state.ak.us/occ/pmed.htm>

(907) 269-8163; Fax: (907) 269-8196

Board Information

Board Size/Composition	8 / 5 MD, 2 public, 1 other
Board Meeting Frequency	Quarterly
Standard of Proof Required	Preponderance of the Evidence
Professions Regulated by Board	MD, DO, PA, POD, ICU

Board Actions	2005	2004	2003	2002	2001
Total Actions	32	23	20	24	19
Loss of License or Licensed Privilege	16	9	10	8	8
Restriction of License or Licensed Privilege	3	3	1	5	3
Other Prejudicial Actions	12	9	5	10	7
Total Prejudicial Actions	31	21	16	23	18
Non-Prejudicial Actions	1	2	4	1	1
Number of Physicians with Prejudicial Actions	29	20	15	19	18
Number of Physicians with Non-Prejudicial Actions	1	2	4	1	1
Total Number of Physicians with Actions	29	22	19	20	19

Physician Population

Total Number of Licensed Physicians	2,756	2,406	2,540	2,244	2,292
Total Number of Licensed Physicians Practicing In-State	1,516	1,430	1,447	1,366	1,330

Composite Action Index

Total Actions/Total Licensed Physicians	11.61	9.56	7.87	10.70	8.29
Total Actions/Practicing In-State Physicians	21.11	16.08	13.82	17.57	14.29
Total Prejudicial Actions/Total Licensed Physicians	11.25	8.73	6.30	10.25	7.85
Total Prejudicial Actions/Practicing In-State Physicians	20.45	14.69	11.06	16.84	13.53
Composite Action Index	16.10	12.26	9.76	13.84	10.99

Summary of 2005 Board Actions
Arizona Medical Board
 9545 E Doubletree Ranch Rd
 Scottsdale, AZ 85258-5539
<http://www.azmd.gov>
 (480) 551-2700; Fax: (480) 551-2704

Board Information

Board Size/Composition	12 / 8 MD, 4 public
Board Meeting Frequency	Bimonthly
Standard of Proof Required	Preponderance of the Evidence
Professions Regulated by Board	MD

Board Actions	2005	2004	2003	2002	2001
Total Actions	119	101	166	157	186
Loss of License or Licensed Privilege	33	17	37	18	32
Restriction of License or Licensed Privilege	48	46	66	71	92
Other Prejudicial Actions	32	28	37	32	44
Total Prejudicial Actions	113	91	140	121	168
Non-Prejudicial Actions	6	10	26	36	18
Number of Physicians with Prejudicial Actions	97	83	119	101	143
Number of Physicians with Non-Prejudicial Actions	7	11	30	38	18
Total Number of Physicians with Actions	101	90	142	127	151

Physician Population

Total Number of Licensed Physicians	17,832	17,226	16,551	15,882	15,299
Total Number of Licensed Physicians Practicing In-State	11,673	11,175	10,583	10,206	9,803

Composite Action Index

Total Actions/Total Licensed Physicians	6.67	5.86	10.03	9.89	12.16
Total Actions/Practicing In-State Physicians	10.19	9.04	15.69	15.38	18.97
Total Prejudicial Actions/Total Licensed Physicians	6.34	5.28	8.46	7.62	10.98
Total Prejudicial Actions/Practicing In-State Physicians	9.68	8.14	13.23	11.86	17.14
Composite Action Index	8.22	7.08	11.85	11.19	14.81

Summary of 2005 Board Actions
Arizona Board of Osteopathic Examiners in Medicine and Surgery
 9535 East Doubletree Ranch Road
 Scottsdale, AZ 85258-5539
<http://www.azosteoboard.org>
 (480) 657-7703; Fax: (480) 657-7715

Board Information

Board Size/Composition	7 / 5 DO, 2 public
Board Meeting Frequency	8 per year
Standard of Proof Required	Preponderance of the Evidence
Professions Regulated by Board	DO

Board Actions	2005	2004	2003	2002	2001
Total Actions	22	19	10	12	39
Loss of License or Licensed Privilege	4	6	5	0	12
Restriction of License or Licensed Privilege	5	7	4	6	12
Other Prejudicial Actions	5	1	0	1	9
Total Prejudicial Actions	14	14	9	7	33
Non-Prejudicial Actions	8	5	1	5	6
Number of Physicians with Prejudicial Actions	13	10	8	5	22
Number of Physicians with Non-Prejudicial Actions	8	5	1	5	8
Total Number of Physicians with Actions	19	15	9	10	27

Physician Population

Total Number of Licensed Physicians	1,960	1,871	1,779	1,632	1,674
Total Number of Licensed Physicians Practicing In-State	1,427	1,367	1,426	1,171	1,118

Composite Action Index

Total Actions/Total Licensed Physicians	11.22	10.15	5.62	7.35	23.30
Total Actions/Practicing In-State Physicians	15.42	13.90	7.01	10.25	34.88
Total Prejudicial Actions/Total Licensed Physicians	7.14	7.48	5.06	4.29	19.71
Total Prejudicial Actions/Practicing In-State Physicians	9.81	10.24	6.31	5.98	29.52
Composite Action Index	10.90	10.44	6.00	6.97	26.85

Summary of 2005 Board Actions
Arkansas State Medical Board
 2100 Riverfront Drive
 Little Rock, AR 72202-1793
<http://www.armedicalboard.org>
 (501) 296-1802; Fax: (501) 603-3555

Board Information

Board Size/Composition	13 / 10 MD, 1 DO, 2 public
Board Meeting Frequency	Bimonthly
Standard of Proof Required	Preponderance of the Evidence
Professions Regulated by Board	MD, DO, PA, RT, OT, OT-A

Board Actions	2005	2004	2003	2002	2001
Total Actions	36	23	26	26	41
Loss of License or Licensed Privilege	18	5	9	13	18
Restriction of License or Licensed Privilege	8	4	4	6	7
Other Prejudicial Actions	9	13	10	5	6
Total Prejudicial Actions	35	22	23	24	32
Non-Prejudicial Actions	1	1	3	2	9
Number of Physicians with Prejudicial Actions	23	21	21	21	25
Number of Physicians with Non-Prejudicial Actions	1	1	3	2	11
Total Number of Physicians with Actions	23	21	23	22	29

Physician Population

Total Number of Licensed Physicians	8,183	8,156	8,123	8,038	7,830
Total Number of Licensed Physicians Practicing In-State	5,510	5,404	5,330	5,196	5,128

Composite Action Index

Total Actions/Total Licensed Physicians	4.40	2.82	3.20	3.23	5.24
Total Actions/Practicing In-State Physicians	6.53	4.26	4.88	5.00	8.00
Total Prejudicial Actions/Total Licensed Physicians	4.28	2.70	2.83	2.99	4.09
Total Prejudicial Actions/Practicing In-State Physicians	6.35	4.07	4.32	4.62	6.24
Composite Action Index	5.39	3.46	3.81	3.96	5.89

Summary of 2005 Board Actions
Medical Board of California
 1426 Howe Avenue, Suite 54
 Sacramento, CA 95825-3236
<http://www.caldocinfo.ca.gov>
 (916) 263-2389; Fax: (916) 263-2387

Board Information

Board Size/Composition	21 / 12 MD, 9 public
Board Meeting Frequency	Quarterly
Standard of Proof Required	Clear and Convincing
Professions Regulated by Board	MD

Board Actions	2005	2004	2003	2002	2001
Total Actions	624	651	572	569	495
Loss of License or Licensed Privilege	218	216	204	189	166
Restriction of License or Licensed Privilege	145	159	166	138	127
Other Prejudicial Actions	155	169	116	119	114
Total Prejudicial Actions	518	544	486	446	407
Non-Prejudicial Actions	106	107	86	123	88
Number of Physicians with Prejudicial Actions	427	449	402	374	346
Number of Physicians with Non-Prejudicial Actions	103	106	88	123	87
Total Number of Physicians with Actions	504	531	469	469	414

Physician Population

Total Number of Licensed Physicians	120,436	118,656	116,331	113,208	110,800
Total Number of Licensed Physicians Practicing In-State	93,501	91,936	90,019	88,149	86,071

Composite Action Index

Total Actions/Total Licensed Physicians	5.18	5.49	4.92	5.03	4.47
Total Actions/Practicing In-State Physicians	6.67	7.08	6.35	6.45	5.75
Total Prejudicial Actions/Total Licensed Physicians	4.30	4.58	4.18	3.94	3.67
Total Prejudicial Actions/Practicing In-State Physicians	5.54	5.92	5.40	5.06	4.73
Composite Action Index	5.42	5.77	5.21	5.12	4.66

Summary of 2005 Board Actions

Osteopathic Medical Board of California

2720 Gateway Oaks Dr, Suite 350
 Sacramento, CA 95833-3500
<http://www.dca.ca.gov/osteopathic>
 (916) 263-3100; Fax: (916) 263-3117

Board Information

Board Size/Composition	7 / 5 DO, 2 public
Board Meeting Frequency	Quarterly
Standard of Proof Required	Clear and Convincing
Professions Regulated by Board	DO

Board Actions	2005	2004	2003	2002	2001
Total Actions	23	23	29	16	18
Loss of License or Licensed Privilege	3	7	10	4	5
Restriction of License or Licensed Privilege	11	7	11	6	4
Other Prejudicial Actions	7	7	4	4	5
Total Prejudicial Actions	21	21	25	14	14
Non-Prejudicial Actions	2	2	4	2	4
Number of Physicians with Prejudicial Actions	16	19	24	13	13
Number of Physicians with Non-Prejudicial Actions	2	3	4	2	4
Total Number of Physicians with Actions	18	20	27	15	17

Physician Population

Total Number of Licensed Physicians	4,389	4,128	3,798	3,557	3,330
Total Number of Licensed Physicians Practicing In-State	3,089	2,831	2,590	2,362	2,168

Composite Action Index

Total Actions/Total Licensed Physicians	5.24	5.57	7.64	4.50	5.41
Total Actions/Practicing In-State Physicians	7.45	8.12	11.20	6.77	8.30
Total Prejudicial Actions/Total Licensed Physicians	4.78	5.09	6.58	3.94	4.20
Total Prejudicial Actions/Practicing In-State Physicians	6.80	7.42	9.65	5.93	6.46
Composite Action Index	6.07	6.55	8.77	5.28	6.09

Summary of 2005 Board Actions

Colorado Board of Medical Examiners

1560 Broadway, Suite 1300
 Denver, CO 80202-5140
<http://www.dora.state.co.us/medical/>
 (303) 894-7690; Fax: (303) 894-7692

Board Information

Board Size/Composition	13 / 7 MD, 2 DO, 4 public
Board Meeting Frequency	Monthly
Standard of Proof Required	Preponderance of the Evidence
Professions Regulated by Board	MD, DO, PA

Board Actions	2005	2004	2003	2002	2001
Total Actions	153	146	124	155	101
Loss of License or Licensed Privilege	30	39	34	49	32
Restriction of License or Licensed Privilege	54	43	37	44	25
Other Prejudicial Actions	44	49	35	38	36
Total Prejudicial Actions	128	131	106	131	93
Non-Prejudicial Actions	25	15	18	24	8
Number of Physicians with Prejudicial Actions	112	115	88	115	89
Number of Physicians with Non-Prejudicial Actions	29	15	20	25	8
Total Number of Physicians with Actions	130	127	102	132	95

Physician Population

Total Number of Licensed Physicians	15,172	15,285	16,619	14,020	12,953
Total Number of Licensed Physicians Practicing In-State	11,876	11,710	11,178	10,688	10,077

Composite Action Index

Total Actions/Total Licensed Physicians	10.08	9.55	7.46	11.06	7.80
Total Actions/Practicing In-State Physicians	12.88	12.47	11.09	14.50	10.02
Total Prejudicial Actions/Total Licensed Physicians	8.44	8.57	6.38	9.34	7.18
Total Prejudicial Actions/Practicing In-State Physicians	10.78	11.19	9.48	12.26	9.23
Composite Action Index	10.55	10.44	8.60	11.79	8.56

Summary of 2005 Board Actions

Connecticut Medical Examining Board

P.O. BOX 340308

Hartford, CT 06134-0308

<http://www.dph.state.ct.us>

(860) 509-7648; Fax: (860) 509-7553

Board Information

Board Size/Composition 15 / 8 MD, 1 DO, 1 PA, 5 public

Board Meeting Frequency Monthly

Standard of Proof Required Preponderance of the Evidence

Professions Regulated by Board MD, DO, PA

Board Actions	2005	2004	2003	2002	2001
Total Actions	69	50	49	53	42
Loss of License or Licensed Privilege	13	15	20	20	13
Restriction of License or Licensed Privilege	23	16	19	12	13
Other Prejudicial Actions	33	19	9	13	7
Total Prejudicial Actions	69	50	48	45	33
Non-Prejudicial Actions	0	0	1	8	9
Number of Physicians with Prejudicial Actions	67	45	42	40	29
Number of Physicians with Non-Prejudicial Actions	0	0	1	8	9
Total Number of Physicians with Actions	67	45	42	47	38

Physician Population

Total Number of Licensed Physicians	15,033	14,721	14,463	13,424	13,591
Total Number of Licensed Physicians Practicing In-State	11,455	11,196	11,050	10,421	10,583

Composite Action Index

Total Actions/Total Licensed Physicians	4.59	3.40	3.39	3.95	3.09
Total Actions/Practicing In-State Physicians	6.02	4.47	4.43	5.09	3.97
Total Prejudicial Actions/Total Licensed Physicians	4.59	3.40	3.32	3.35	2.43
Total Prejudicial Actions/Practicing In-State Physicians	6.02	4.47	4.34	4.32	3.12
Composite Action Index	5.31	3.93	3.87	4.18	3.15

Summary of 2005 Board Actions

District of Columbia Board of Medicine

717 14TH Street, NW Suite 600

Washington, DC 20005

<http://dchealth.dc.gov>

(202) 724-4900; Fax: (202) 727-8471

Board Information

Board Size/Composition 11 / 8 MD, 3 public

Board Meeting Frequency Monthly

Standard of Proof Required Preponderance of the Evidence

Professions Regulated by Board MD, DO, ACU, PA

Board Actions	2005	2004	2003	2002	2001
Total Actions	17	17	15	16	6
Loss of License or Licensed Privilege	7	6	8	10	3
Restriction of License or Licensed Privilege	4	7	4	4	1
Other Prejudicial Actions	4	2	3	1	0
Total Prejudicial Actions	15	15	15	15	4
Non-Prejudicial Actions	2	2	0	1	2
Number of Physicians with Prejudicial Actions	14	13	14	13	4
Number of Physicians with Non-Prejudicial Actions	3	2	0	1	2
Total Number of Physicians with Actions	16	14	14	13	6

Physician Population

Total Number of Licensed Physicians	9,076	8,319	9,374	9,609	9,292
Total Number of Licensed Physicians Practicing In-State	2,727	5,473	4,688	6,649	4,646

Composite Action Index

Total Actions/Total Licensed Physicians	1.87	2.04	1.60	1.67	0.65
Total Actions/Practicing In-State Physicians	6.23	3.11	3.20	2.41	1.29
Total Prejudicial Actions/Total Licensed Physicians	1.65	1.80	1.60	1.56	0.43
Total Prejudicial Actions/Practicing In-State Physicians	5.50	2.74	3.20	2.26	0.86
Composite Action Index	3.82	2.42	2.40	1.97	0.81

Summary of 2005 Board Actions

Delaware Board of Medical Practice

P.O. BOX 1401
 Dover, DE 19903
<http://www.dpr.delaware.gov>
 (302) 739-4522; Fax: (302) 739-2711

Board Information

Board Size/Composition	16 / 10 MD, 1 DO, 5 public
Board Meeting Frequency	10 per year
Standard of Proof Required	Preponderance of the Evidence
Professions Regulated by Board	MD, DO, PA, RT, EMT

Board Actions	2005	2004	2003	2002	2001
Total Actions	5	4	6	5	2
Loss of License or Licensed Privilege	1	2	3	1	2
Restriction of License or Licensed Privilege	3	2	1	2	0
Other Prejudicial Actions	1	0	2	1	0
Total Prejudicial Actions	5	4	6	4	2
Non-Prejudicial Actions	0	0	0	1	0
Number of Physicians with Prejudicial Actions	4	4	6	4	2
Number of Physicians with Non-Prejudicial Actions	0	0	0	1	0
Total Number of Physicians with Actions	4	4	6	5	2

Physician Population

Total Number of Licensed Physicians	4,105	4,174	3,690	3,539	3,452
Total Number of Licensed Physicians Practicing In-State	2,170		1,111		1,970

Composite Action Index

Total Actions/Total Licensed Physicians	1.22	0.96	1.63	1.41	0.58
Total Actions/Practicing In-State Physicians	2.30		5.40		1.02
Total Prejudicial Actions/Total Licensed Physicians	1.22	1.63	0.58	0.96	1.13
Total Prejudicial Actions/Practicing In-State Physicians	2.30		5.40		1.02
Composite Action Index	1.76		3.51		0.80

Summary of 2005 Board Actions

Florida Board of Medicine

Department Of Health
 4052 Bald Cypress Way, BIN#C06
 Tallahassee, FL 32399-3253
<http://www.doh.state.fl.us>
 (850) 245-4131; Fax: (850) 488-9325

Board Information

Board Size/Composition	15 / 12 MD, 3 public
Board Meeting Frequency	Bimonthly
Standard of Proof Required	Clear and Convincing Evidence
Professions Regulated by Board	MD, PA, DEI, ANA, ELE

Board Actions	2005	2004	2003	2002	2001
Total Actions	901	976	410	320	381
Loss of License or Licensed Privilege	137	111	75	67	90
Restriction of License or Licensed Privilege	45	42	37	28	43
Other Prejudicial Actions	690	794	278	198	222
Total Prejudicial Actions	872	947	390	293	355
Non-Prejudicial Actions	29	29	20	27	26
Number of Physicians with Prejudicial Actions	815	913	371	264	318
Number of Physicians with Non-Prejudicial Actions	37	30	20	27	26
Total Number of Physicians with Actions	834	930	388	282	338

Physician Population

Total Number of Licensed Physicians	53,556	49,448	48,890	47,955	48,004
Total Number of Licensed Physicians Practicing In-State	41,505	38,216	36,976	45,061	44,573

Composite Action Index

Total Actions/Total Licensed Physicians	16.82	19.74	8.39	6.67	7.94
Total Actions/Practicing In-State Physicians	21.71	25.54	11.09	7.10	8.55
Total Prejudicial Actions/Total Licensed Physicians	16.28	19.15	7.98	6.11	7.40
Total Prejudicial Actions/Practicing In-State Physicians	21.01	24.78	10.55	6.50	7.96
Composite Action Index	18.96	22.30	9.50	6.60	7.96

Summary of 2005 Board Actions

Florida Board of Osteopathic Medicine

4052 Bald Cypress Way, Bin C06

Tallahassee, FL 32399-1753

http://www.doh.state.fl.us/mqa/osteopath/os_home.html

(850) 245-4161; Fax: (850) 487-9874

Board Information

Board Size/Composition	7 / 5 DO, 2 public
Board Meeting Frequency	Quarterly
Standard of Proof Required	Preponderance of the Evidence
Professions Regulated by Board	DO

Board Actions	2005	2004	2003	2002	2001
Total Actions	32	71	50	49	39
Loss of License or Licensed Privilege	6	15	11	7	4
Restriction of License or Licensed Privilege	7	4	9	4	3
Other Prejudicial Actions	17	47	28	35	25
Total Prejudicial Actions	30	66	48	46	32
Non-Prejudicial Actions	2	5	2	3	7
Number of Physicians with Prejudicial Actions	27	62	41	44	28
Number of Physicians with Non-Prejudicial Actions	2	5	2	3	7
Total Number of Physicians with Actions	28	64	43	46	33

Physician Population

Total Number of Licensed Physicians	4,598	4,275	4,257	4,039	3,953
Total Number of Licensed Physicians Practicing In-State	3,474	3,328	3,116	3,325	2,631

Composite Action Index

Total Actions/Total Licensed Physicians	6.96	16.61	11.75	12.13	9.87
Total Actions/Practicing In-State Physicians	9.21	21.33	16.05	14.74	14.82
Total Prejudicial Actions/Total Licensed Physicians	6.52	15.44	11.28	11.39	8.10
Total Prejudicial Actions/Practicing In-State Physicians	8.64	19.83	15.40	13.83	12.16
Composite Action Index	7.83	18.30	13.62	13.02	11.24

Summary of 2005 Board Actions

Georgia Composite State Board of Medical Examiners

2 Peachtree Street, NW 36TH Floor

Atlanta, GA 30303

<http://www.medicalboard.state.ga.us>

(404) 656-3913; Fax: (404) 656-9723

Board Information

Board Size/Composition	14 / 10 MD, 2 DO, 1 public, 1 other
Board Meeting Frequency	Monthly
Standard of Proof Required	Preponderance of the Evidence
Professions Regulated by Board	MD, DO, ACU, PA, RT, PER

Board Actions	2005	2004	2003	2002	2001
Total Actions	156	174	163	129	137
Loss of License or Licensed Privilege	45	48	43	34	38
Restriction of License or Licensed Privilege	36	37	47	51	56
Other Prejudicial Actions	52	69	55	28	12
Total Prejudicial Actions	133	154	145	113	106
Non-Prejudicial Actions	23	20	18	16	31
Number of Physicians with Prejudicial Actions	123	135	133	92	81
Number of Physicians with Non-Prejudicial Actions	24	24	20	20	38
Total Number of Physicians with Actions	143	154	149	106	108

Physician Population

Total Number of Licensed Physicians	27,529	26,262	25,659	25,518	25,808
Total Number of Licensed Physicians Practicing In-State	19,921	16,483	18,134	17,944	17,964

Composite Action Index

Total Actions/Total Licensed Physicians	5.67	6.63	6.35	5.06	5.31
Total Actions/Practicing In-State Physicians	7.83	10.56	8.99	7.19	7.63
Total Prejudicial Actions/Total Licensed Physicians	4.83	5.86	5.65	4.43	4.11
Total Prejudicial Actions/Practicing In-State Physicians	6.68	9.34	8.00	6.30	5.90
Composite Action Index	6.25	8.10	7.25	5.74	5.74

Summary of 2005 Board Actions

**Guam Board of Medical Examiners
Health Professionals Licensing Office**

651 Legacy Square Commercial Complex, South Route 10, Suite 9
Margilao, GU 96913
(671) 735-7406; Fax: (671) 735-7413

Board Information

Board Size/Composition	7 / 6 MD, 1 public
Board Meeting Frequency	Monthly
Standard of Proof Required	Preponderance of the Evidence
Professions Regulated by Board	MD, DO

Board Actions	2005	2004	2003	2002	2001
Total Actions	NR*	4	NR	NR	NR
Loss of License or Licensed Privilege	NR	2	NR	NR	NR
Restriction of License or Licensed Privilege	NR	2	NR	NR	NR
Other Prejudicial Actions	NR	0	NR	NR	NR
Total Prejudicial Actions	NR	4	NR	NR	NR
Non-Prejudicial Actions	NR	0	NR	NR	NR
Number of Physicians with Prejudicial Actions	NR	2	NR	NR	NR
Number of Physicians with Non-Prejudicial Actions	NR	0	NR	NR	NR
Total Number of Physicians with Actions	NR	2	NR	NR	NR

Physician Population

Total Number of Licensed Physicians	NR	NR	325	301	232
Total Number of Licensed Physicians Practicing In-State	NR	NR	201	183	148

Composite Action Index

Total Actions/Total Licensed Physicians	NA**	NA	NA	NA	NA
Total Actions/Practicing In-State Physicians	NA	NA	NA	NA	NA
Total Prejudicial Actions/Total Licensed Physicians	NA	NA	NA	NA	NA
Total Prejudicial Actions/Practicing In-State Physicians	NA	NA	NA	NA	NA
Composite Action Index	NA	NA	NA	NA	NA

*Not Reported ** Not Applicable

Summary of 2005 Board Actions

**Hawaii Board of Medical Examiners
Department of Commerce and Consumer Affairs**

P.O. BOX 3469
Honolulu, HI 96813
<http://www.hawaii.gov/dcca/pvl>
(808) 586-3000; Fax: (808) 586-2874

Board Information

Board Size/Composition	11 / 7 MD, 2 DO, 2 public
Board Meeting Frequency	Monthly
Standard of Proof Required	Preponderance of the Evidence
Professions Regulated by Board	MD, DO, PA, POD

Board Actions	2005	2004	2003	2002	2001
Total Actions	19	16	13	8	8
Loss of License or Licensed Privilege	11	6	8	4	2
Restriction of License or Licensed Privilege	4	0	0	0	1
Other Prejudicial Actions	4	10	5	4	5
Total Prejudicial Actions	19	16	13	8	8
Non-Prejudicial Actions	0	0	0	0	0
Number of Physicians with Prejudicial Actions	19	16	13	8	8
Number of Physicians with Non-Prejudicial Actions	0	0	0	0	0
Total Number of Physicians with Actions	19	16	13	8	8

Physician Population

Total Number of Licensed Physicians	7,908	6,948	6,944	6,315	6,486
Total Number of Licensed Physicians Practicing In-State	3,965	3,613	3,516	3,363	3,318

Composite Action Index

Total Actions/Total Licensed Physicians	2.40	2.30	1.87	1.27	1.23
Total Actions/Practicing In-State Physicians	4.79	4.43	3.70	2.38	2.41
Total Prejudicial Actions/Total Licensed Physicians	2.40	2.30	1.87	1.27	1.23
Total Prejudicial Actions/Practicing In-State Physicians	4.79	4.43	3.70	2.38	2.41
Composite Action Index	3.60	3.37	2.78	1.82	1.82

Summary of 2005 Board Actions
Idaho State Board of Medicine
 1755 Westgate Dr, Suite 140
 Boise, ID 83704
<http://www.bom.state.id.us>
 (208) 327-7000; Fax: (208) 327-7005

Board Information

Board Size/Composition	10 / 6 MD, 1 DO, 2 public
Board Meeting Frequency	Quarterly
Standard of Proof Required	Preponderance of the Evidence
Professions Regulated by Board	MD, DO, PA, MR, DEI, AT, PT, PTA, OT, OTA

Board Actions	2005	2004	2003	2002	2001
Total Actions	21	10	14	16	19
Loss of License or Licensed Privilege	10	7	4	6	7
Restriction of License or Licensed Privilege	2	2	5	5	8
Other Prejudicial Actions	8	0	5	4	3
Total Prejudicial Actions	20	9	14	15	18
Non-Prejudicial Actions	1	1	0	1	1
Number of Physicians with Prejudicial Actions	18	9	13	12	14
Number of Physicians with Non-Prejudicial Actions	1	1	0	1	1
Total Number of Physicians with Actions	18	10	13	13	15

Physician Population

Total Number of Licensed Physicians	4,121	3,834	3,743	3,651	3,670
Total Number of Licensed Physicians Practicing In-State	2,855	2,570	2,493	2,426	3,489

Composite Action Index

Total Actions/Total Licensed Physicians	5.10	2.61	3.74	4.38	5.18
Total Actions/Practicing In-State Physicians	7.36	3.89	5.62	6.60	5.45
Total Prejudicial Actions/Total Licensed Physicians	4.85	2.35	3.74	4.11	4.90
Total Prejudicial Actions/Practicing In-State Physicians	7.01	3.50	5.62	6.18	5.16
Composite Action Index	6.08	3.09	4.68	5.32	5.17

Summary of 2005 Board Actions
Illinois Department of Financial and Professional Regulation
 320 W. Washington St, 3rd Floor
 Springfield, IL 62786
<http://www.ildfpr.com>
 (312) 814-4500; Fax: (312) 814-1837

Board Information

Board Size/Composition	16 / 10 MD, 2 DO, 2 public, 2 other
Board Meeting Frequency	Biweekly
Standard of Proof Required	Clear and Convincing
Professions Regulated by Board	MD, DO, PA, CHI

Board Actions	2005	2004	2003	2002	2001
Total Actions	281	240	198	177	121
Loss of License or Licensed Privilege	173	125	53	75	45
Restriction of License or Licensed Privilege	38	52	50	46	19
Other Prejudicial Actions	35	42	63	36	33
Total Prejudicial Actions	246	219	166	157	97
Non-Prejudicial Actions	35	21	32	20	24
Number of Physicians with Prejudicial Actions	222	216	123	136	91
Number of Physicians with Non-Prejudicial Actions	35	24	31	21	24
Total Number of Physicians with Actions	239	225	142	154	110

Physician Population

Total Number of Licensed Physicians	38,258	41,301	39,037	36,502	39,474
Total Number of Licensed Physicians Practicing In-State	32,713	34,082	32,842	31,422	32,449

Composite Action Index

Total Actions/Total Licensed Physicians	7.34	5.81	5.07	4.85	3.07
Total Actions/Practicing In-State Physicians	8.59	7.04	6.03	5.63	3.73
Total Prejudicial Actions/Total Licensed Physicians	6.43	5.30	4.25	4.30	2.46
Total Prejudicial Actions/Practicing In-State Physicians	7.52	6.43	5.05	5.00	2.99
Composite Action Index	7.47	6.15	5.10	4.94	3.06

Summary of 2005 Board Actions

Medical Licensing Board of Indiana

402 W. Washington Street, Room W072

Indianapolis, IN 46204

<http://www.ai.org/hpb/>

(317) 232-2960; Fax: (317) 233-4236

Board Information

Board Size/Composition	7 / 5 MD, 1 DO, 1 public
Board Meeting Frequency	Monthly
Standard of Proof Required	Clear and Convincing
Professions Regulated by Board	MD, DO, ACU, PT, PA, RT

Board Actions	2005	2004	2003	2002	2001
Total Actions	66	62	72	56	45
Loss of License or Licensed Privilege	41	40	51	37	22
Restriction of License or Licensed Privilege	14	10	11	8	12
Other Prejudicial Actions	4	1	9	6	3
Total Prejudicial Actions	59	51	71	51	37
Non-Prejudicial Actions	7	11	1	5	8
Number of Physicians with Prejudicial Actions	53	35	52	32	29
Number of Physicians with Non-Prejudicial Actions	8	11	2	5	8
Total Number of Physicians with Actions	59	46	52	37	37

Physician Population

Total Number of Licensed Physicians	24,260	24,943	22,096	26,708	24,945
Total Number of Licensed Physicians Practicing In-State	14,274	14,164	13,391	13,844	13,242

Composite Action Index

Total Actions/Total Licensed Physicians	2.72	2.49	3.26	2.10	1.80
Total Actions/Practicing In-State Physicians	4.62	4.38	5.38	4.05	3.40
Total Prejudicial Actions/Total Licensed Physicians	2.43	2.04	3.21	1.91	1.48
Total Prejudicial Actions/Practicing In-State Physicians	4.13	3.60	5.30	3.68	2.79
Composite Action Index	3.48	3.13	4.29	2.93	2.37

Summary of 2005 Board Actions

Iowa Board of Medical Examiners

400 SouthWest Eighth Street, Suite C

Des Moines, IA 50309-4686

http://www.docboard.org/ia/ia_home.htm

(515) 281-5171; Fax: (515) 242-5908

Board Information

Board Size/Composition	10 / 5 MD, 2 DO, 3 public
Board Meeting Frequency	Every eight weeks
Standard of Proof Required	Preponderance of the Evidence
Professions Regulated by Board	MD, DO, ACU

Board Actions	2005	2004	2003	2002	2001
Total Actions	54	65	37	54	57
Loss of License or Licensed Privilege	13	24	16	21	23
Restriction of License or Licensed Privilege	17	21	12	12	21
Other Prejudicial Actions	16	11	5	17	12
Total Prejudicial Actions	46	56	33	50	56
Non-Prejudicial Actions	8	9	4	4	1
Number of Physicians with Prejudicial Actions	44	46	30	44	52
Number of Physicians with Non-Prejudicial Actions	8	10	4	5	1
Total Number of Physicians with Actions	52	55	34	48	53

Physician Population

Total Number of Licensed Physicians	9,876	9,833	9,791	9,776	9,854
Total Number of Licensed Physicians Practicing In-State	6,058	5,990	5,952	5,885	5,856

Composite Action Index

Total Actions/Total Licensed Physicians	5.47	6.61	3.78	5.52	5.78
Total Actions/Practicing In-State Physicians	8.91	10.85	6.22	9.18	9.73
Total Prejudicial Actions/Total Licensed Physicians	4.66	5.70	3.37	5.11	5.68
Total Prejudicial Actions/Practicing In-State Physicians	7.59	9.35	5.54	8.50	9.56
Composite Action Index	6.66	8.13	4.73	7.08	7.69

Summary of 2005 Board Actions
Kansas Board of Healing Arts
 235 South Topeka Blvd
 Topeka, KS 66603-3068
 http://www.ksbha.org
 (785) 296-7413; Fax: (785) 296-0852

Board Information

Board Size/Composition	15 / 5 MD, 3 DO, 3 public, 4 other
Board Meeting Frequency	Bimonthly
Standard of Proof Required	Clear and Convincing
Professions Regulated by Board	MD, DO, CHI, PT, PA, POD, RT, AT, NUT, OT

Board Actions	2005	2004	2003	2002	2001
Total Actions	38	40	27	30	40
Loss of License or Licensed Privilege	17	18	11	11	19
Restriction of License or Licensed Privilege	5	8	7	6	8
Other Prejudicial Actions	7	10	4	8	9
Total Prejudicial Actions	29	36	23	25	36
Non-Prejudicial Actions	9	4	4	5	4
Number of Physicians with Prejudicial Actions	24	37	20	25	33
Number of Physicians with Non-Prejudicial Actions	9	5	5	7	4
Total Number of Physicians with Actions	32	38	25	28	37

Physician Population

Total Number of Licensed Physicians	10,123	9,773	9,529	9,417	9,366
Total Number of Licensed Physicians Practicing In-State	6,917	6,967	6,705	6,582	6,575

Composite Action Index

Total Actions/Total Licensed Physicians	3.75	4.09	2.83	3.19	4.27
Total Actions/Practicing In-State Physicians	5.49	5.74	4.03	4.56	6.08
Total Prejudicial Actions/Total Licensed Physicians	2.86	3.68	2.41	2.65	3.84
Total Prejudicial Actions/Practicing In-State Physicians	4.19	5.17	3.43	3.80	5.48
Composite Action Index	4.08	4.67	3.18	3.55	4.92

Summary of 2005 Board Actions
Kentucky Board of Medical Licensure
 Hurstbourne Office Park
 310 Whittington Pkwy, Suite 1B
 Louisville, KY 40222
 http://www.kbml.ky.gov
 (502) 429-7150; Fax: (502) 429-7158

Board Information

Board Size/Composition	15 / 10 MD, 2 DO, 3 public
Board Meeting Frequency	Quarterly
Standard of Proof Required	Preponderance of the Evidence
Professions Regulated by Board	MD, DO, PA, SA, AT

Board Actions	2005	2004	2003	2002	2001
Total Actions	96	126	143	98	86
Loss of License or Licensed Privilege	36	55	64	41	43
Restriction of License or Licensed Privilege	36	40	54	38	31
Other Prejudicial Actions	10	16	16	13	8
Total Prejudicial Actions	82	111	134	92	82
Non-Prejudicial Actions	14	15	9	6	4
Number of Physicians with Prejudicial Actions	67	93	103	72	62
Number of Physicians with Non-Prejudicial Actions	16	16	15	8	9
Total Number of Physicians with Actions	75	99	104	77	65

Physician Population

Total Number of Licensed Physicians	13,623	13,337	13,083	13,034	12,834
Total Number of Licensed Physicians Practicing In-State	9,377	9,327	9,076	9,022	8,634

Composite Action Index

Total Actions/Total Licensed Physicians	7.05	9.45	10.93	7.52	6.70
Total Actions/Practicing In-State Physicians	10.24	13.51	15.76	10.86	9.96
Total Prejudicial Actions/Total Licensed Physicians	6.02	8.32	10.24	7.06	6.39
Total Prejudicial Actions/Practicing In-State Physicians	8.74	11.90	14.76	10.20	9.50
Composite Action Index	8.01	10.80	12.92	8.91	8.14

Summary of 2005 Board Actions

Louisiana State Board of Medical Examiners

P.O. BOX 30250
 New Orleans, LA 70190-0250
<http://www.lsbme.louisiana.gov>
 (504) 568-6820; Fax: (504) 568-8893

Board Information

Board Size/Composition	7 / 7 MD
Board Meeting Frequency	Monthly
Standard of Proof Required	Preponderance of the Evidence
Professions Regulated by Board	MD, DO, ACU, OP, PA, POD, RT

Board Actions	2005	2004	2003	2002	2001
Total Actions	64	82	82	71	57
Loss of License or Licensed Privilege	23	34	29	26	17
Restriction of License or Licensed Privilege	31	33	40	24	25
Other Prejudicial Actions	3	3	5	10	5
Total Prejudicial Actions	57	70	74	60	47
Non-Prejudicial Actions	7	12	8	11	10
Number of Physicians with Prejudicial Actions	48	54	58	48	37
Number of Physicians with Non-Prejudicial Actions	10	16	9	12	13
Total Number of Physicians with Actions	55	65	66	57	45

Physician Population

Total Number of Licensed Physicians	15,886	16,391	16,348	16,177	16,576
Total Number of Licensed Physicians Practicing In-State	11,221	10,963	11,057	10,718	10,968

Composite Action Index

Total Actions/Total Licensed Physicians	4.03	5.00	5.02	4.39	3.44
Total Actions/Practicing In-State Physicians	5.70	7.48	7.42	6.62	5.20
Total Prejudicial Actions/Total Licensed Physicians	3.59	4.27	4.53	3.71	2.84
Total Prejudicial Actions/Practicing In-State Physicians	5.08	6.39	6.69	5.60	4.29
Composite Action Index	4.60	5.78	5.91	5.08	3.94

Summary of 2005 Board Actions

Maine Board of Licensure in Medicine

137 State House Station
 August, ME 04333-0137
http://www.docboard.org/me/me_home.htm
 (207) 287-3601; Fax: (207) 287-6590

Board Information

Board Size/Composition	9 / 6 MD, 3 public
Board Meeting Frequency	Monthly
Standard of Proof Required	Preponderance of the Evidence
Professions Regulated by Board	MD, PA

Board Actions	2005	2004	2003	2002	2001
Total Actions	15	16	27	18	13
Loss of License or Licensed Privilege	5	8	7	11	6
Restriction of License or Licensed Privilege	2	1	1	2	1
Other Prejudicial Actions	5	4	10	4	5
Total Prejudicial Actions	12	13	18	17	12
Non-Prejudicial Actions	3	3	9	1	1
Number of Physicians with Prejudicial Actions	11	12	17	13	12
Number of Physicians with Non-Prejudicial Actions	3	3	9	1	1
Total Number of Physicians with Actions	14	14	25	14	13

Physician Population

Total Number of Licensed Physicians	5,539	5,098	4,968	4,922	4,885
Total Number of Licensed Physicians Practicing In-State	3,116	3,219	3,236	3,128	2,964

Composite Action Index

Total Actions/Total Licensed Physicians	2.71	3.14	5.43	3.66	2.66
Total Actions/Practicing In-State Physicians	4.81	4.97	8.34	5.75	4.39
Total Prejudicial Actions/Total Licensed Physicians	2.17	2.55	3.62	3.45	2.46
Total Prejudicial Actions/Practicing In-State Physicians	3.85	4.04	5.56	5.43	4.05
Composite Action Index	3.38	3.67	5.74	4.58	3.39

Summary of 2005 Board Actions

Maine Board of Osteopathic Licensure

142 State House Station

Augusta, ME 04333-0142

http://www.docboard.org/me-osteo

(207) 287-2480; Fax: (207) 287-3015

Board Information

Board Size/Composition	9 / 6 DO, 3 public
Board Meeting Frequency	Monthly
Standard of Proof Required	Preponderance of the Evidence
Professions Regulated by Board	DO, PA

Board Actions	2005	2004	2003	2002	2001
Total Actions	NR*	8	7	9	5
Loss of License or Licensed Privilege	NR	3	1	1	1
Restriction of License or Licensed Privilege	NR	2	1	3	3
Other Prejudicial Actions	NR	2	4	3	1
Total Prejudicial Actions	NR	7	6	7	5
Non-Prejudicial Actions	NR	1	1	2	0
Number of Physicians with Prejudicial Actions	NR	5	5	6	5
Number of Physicians with Non-Prejudicial Actions	NR	1	1	2	0
Total Number of Physicians with Actions	NR	6	5	7	5

Physician Population

Total Number of Licensed Physicians	680	696	683	741	780
Total Number of Licensed Physicians Practicing In-State	527	494	519	647	402

Composite Action Index

Total Actions/Total Licensed Physicians	NA**	11.49	10.25	12.15	6.41
Total Actions/Practicing In-State Physicians	NA	16.19	13.49	13.91	12.44
Total Prejudicial Actions/Total Licensed Physicians	NA	10.06	8.78	9.45	6.41
Total Prejudicial Actions/Practicing In-State Physicians	NA	14.17	11.56	10.82	12.44
Composite Action Index	NA	12.98	11.02	11.58	9.42

*Not Reported **Not Applicable

Summary of 2005 Board Actions

Maryland Board of Physicians

P.O. BOX 2571

Baltimore, MD 21215-0095

http://www.mbp.state.md.us

(410) 764-4777; Fax: (410) 358-2252

Board Information

Board Size/Composition	21 / 13 MD, 6 public, 1 DO, 1 other
Board Meeting Frequency	Monthly
Standard of Proof Required	Clear and Convincing
Professions Regulated by Board	MD, DO, ACU, PA, RT

Board Actions	2005	2004	2003	2002	2001
Total Actions	81	71	74	70	66
Loss of License or Licensed Privilege	38	29	23	23	27
Restriction of License or Licensed Privilege	22	24	23	16	12
Other Prejudicial Actions	8	6	15	17	10
Total Prejudicial Actions	68	59	61	56	49
Non-Prejudicial Actions	13	12	13	14	17
Number of Physicians with Prejudicial Actions	61	56	59	52	45
Number of Physicians with Non-Prejudicial Actions	15	14	14	14	18
Total Number of Physicians with Actions	74	66	70	65	59

Physician Population

Total Number of Licensed Physicians	23,910	23,440	23,101	22,561	22,068
Total Number of Licensed Physicians Practicing In-State	16,376	17,207	15,321	16,919	14,256

Composite Action Index

Total Actions/Total Licensed Physicians	3.39	3.03	3.20	3.10	2.99
Total Actions/Practicing In-State Physicians	4.95	4.13	4.83	4.14	4.63
Total Prejudicial Actions/Total Licensed Physicians	2.84	2.52	2.64	2.48	2.22
Total Prejudicial Actions/Practicing In-State Physicians	4.15	3.43	3.98	3.31	3.44
Composite Action Index	3.83	3.28	3.66	3.26	3.32

Summary of 2005 Board Actions

Massachusetts Board of Registration in Medicine

560 Harrison Ave, Suite G-4
 Boston, MA 02118
<http://www.massmedboard.org>
 (617) 654-9800; Fax: (617) 451-9568

Board Information

Board Size/Composition	7 / 5 MD, 2 public
Board Meeting Frequency	Monthly
Standard of Proof Required	Preponderance of the Evidence
Professions Regulated by Board	MD, DO, ACU

Board Actions	2005	2004	2003	2002	2001
Total Actions	121	138	117	134	111
Loss of License or Licensed Privilege	63	66	58	57	50
Restriction of License or Licensed Privilege	31	40	40	50	37
Other Prejudicial Actions	19	26	10	20	20
Total Prejudicial Actions	113	132	108	127	107
Non-Prejudicial Actions	8	6	9	7	4
Number of Physicians with Prejudicial Actions	92	108	87	93	76
Number of Physicians with Non-Prejudicial Actions	9	6	10	8	6
Total Number of Physicians with Actions	98	111	92	100	79

Physician Population

Total Number of Licensed Physicians	33,392	33,178	31,346	32,328	29,168
Total Number of Licensed Physicians Practicing In-State	28,596	27,251	26,172	26,697	20,628

Composite Action Index

Total Actions/Total Licensed Physicians	3.62	4.16	3.73	4.15	3.81
Total Actions/Practicing In-State Physicians	4.23	5.06	4.47	5.02	5.38
Total Prejudicial Actions/Total Licensed Physicians	3.38	3.98	3.45	3.93	3.67
Total Prejudicial Actions/Practicing In-State Physicians	3.95	4.84	4.13	4.76	5.19
Composite Action Index	3.80	4.51	3.94	4.46	4.51

Summary of 2005 Board Actions

Michigan Board of Medicine

P.O. BOX 30670
 Lansing, MI 48909-8170
<http://www.michigan.gov/healthlicense>
 (517) 335-0918; Fax: (517) 373-2179

Board Information

Board Size/Composition	19 / 10 MD, 8 public, 1 other
Board Meeting Frequency	Bimonthly
Standard of Proof Required	Preponderance of the Evidence
Professions Regulated by Board	MD

Board Actions	2005	2004	2003	2002	2001
Total Actions	110	127	100	107	121
Loss of License or Licensed Privilege	42	47	32	38	38
Restriction of License or Licensed Privilege	23	33	21	26	29
Other Prejudicial Actions	26	21	32	13	21
Total Prejudicial Actions	91	101	85	77	88
Non-Prejudicial Actions	19	26	15	30	33
Number of Physicians with Prejudicial Actions	82	91	78	66	77
Number of Physicians with Non-Prejudicial Actions	19	27	18	30	33
Total Number of Physicians with Actions	93	102	90	90	100

Physician Population

Total Number of Licensed Physicians	30,575	33,528	33,018	35,470	32,615
Total Number of Licensed Physicians Practicing In-State	22,066	21,719	24,642	25,650	23,861

Composite Action Index

Total Actions/Total Licensed Physicians	3.60	3.79	3.03	3.02	3.71
Total Actions/Practicing In-State Physicians	4.99	5.85	4.06	4.17	5.07
Total Prejudicial Actions/Total Licensed Physicians	2.98	3.01	2.57	2.17	2.70
Total Prejudicial Actions/Practicing In-State Physicians	4.12	4.65	3.45	3.00	3.69
Composite Action Index	3.92	4.32	3.28	3.09	3.79

Summary of 2005 Board Actions

Michigan Board of Osteopathic Medicine and Surgery

P.O. BOX 30670

Lansing, MI 48909-8170

<http://www.michigan.gov/healthlicense>

(517) 335-0918; Fax: (517) 373-2179

Board Information

Board Size/Composition	9 / 5 DO, 3 public, 1 other
Board Meeting Frequency	Bimonthly
Standard of Proof Required	Preponderance of the Evidence
Professions Regulated by Board	DO

Board Actions	2005	2004	2003	2002	2001
Total Actions	47	47	34	43	52
Loss of License or Licensed Privilege	16	21	9	12	16
Restriction of License or Licensed Privilege	16	10	7	12	16
Other Prejudicial Actions	11	8	8	5	7
Total Prejudicial Actions	43	39	24	29	39
Non-Prejudicial Actions	4	8	10	14	13
Number of Physicians with Prejudicial Actions	36	34	23	26	35
Number of Physicians with Non-Prejudicial Actions	4	8	10	15	13
Total Number of Physicians with Actions	37	38	32	38	45

Physician Population

Total Number of Licensed Physicians	6,376	6,936	6,592	6,683	6,622
Total Number of Licensed Physicians Practicing In-State	2,011	4,911	5,178	5,307	5,228

Composite Action Index

Total Actions/Total Licensed Physicians	7.37	6.78	5.16	6.43	7.85
Total Actions/Practicing In-State Physicians	23.37	9.57	6.57	8.10	9.95
Total Prejudicial Actions/Total Licensed Physicians	6.74	5.62	3.64	4.34	5.89
Total Prejudicial Actions/Practicing In-State Physicians	21.38	7.94	4.63	5.46	7.46
Composite Action Index	14.72	7.48	5.00	6.09	7.79

Summary of 2005 Board Actions

Minnesota Board of Medical Practice

University Park Plaza

2829 University Ave SE, Suite 500

Minneapolis, MN 55414-3246

<http://www.bmp.state.mn.us/>

(612) 617-2130; Fax: (612) 617-2166

Board Information

Board Size/Composition	16 / 10 MD, 1 DO, 5 public
Board Meeting Frequency	Bimonthly
Standard of Proof Required	Preponderance of the Evidence
Professions Regulated by Board	MD, DO, PA, AT, ACU, RT, NM

Board Actions	2005	2004	2003	2002	2001
Total Actions	67	61	57	70	55
Loss of License or Licensed Privilege	10	7	10	14	13
Restriction of License or Licensed Privilege	19	17	15	17	12
Other Prejudicial Actions	16	21	20	17	19
Total Prejudicial Actions	45	45	45	48	44
Non-Prejudicial Actions	22	16	12	22	11
Number of Physicians with Prejudicial Actions	42	44	42	42	40
Number of Physicians with Non-Prejudicial Actions	25	16	12	24	12
Total Number of Physicians with Actions	63	56	49	62	49

Physician Population

Total Number of Licensed Physicians	17,609	17,392	17,174	16,787	16,418
Total Number of Licensed Physicians Practicing In-State	13,678	13,371	13,165	12,824	12,507

Composite Action Index

Total Actions/Total Licensed Physicians	3.80	3.51	3.32	4.17	3.35
Total Actions/Practicing In-State Physicians	4.90	4.56	4.33	5.46	4.40
Total Prejudicial Actions/Total Licensed Physicians	2.56	2.59	2.62	2.86	2.68
Total Prejudicial Actions/Practicing In-State Physicians	3.29	3.37	3.42	3.74	3.52
Composite Action Index	3.64	3.51	3.42	4.06	3.49

Summary of 2005 Board Actions

Mississippi State Board of Medical Licensure

1867 Crane Ridge Drive, Suite 200B

Jackson, MS 39216

<http://www.msbml.state.ms.us>

(601) 987-3079; Fax: (601) 987-4159

Board Information

Board Size/Composition	9 / 8 MD, 1 DO
Board Meeting Frequency	Bimonthly
Standard of Proof Required	Preponderance of the Evidence
Professions Regulated by Board	MD, DO, PA, POD

Board Actions	2005	2004	2003	2002	2001
Total Actions	20	15	18	38	44
Loss of License or Licensed Privilege	9	6	6	12	12
Restriction of License or Licensed Privilege	2	2	4	10	14
Other Prejudicial Actions	3	2	1	2	2
Total Prejudicial Actions	14	10	11	24	28
Non-Prejudicial Actions	6	5	7	14	16
Number of Physicians with Prejudicial Actions	12	10	9	16	23
Number of Physicians with Non-Prejudicial Actions	6	5	7	14	19
Total Number of Physicians with Actions	17	14	16	30	38

Physician Population

Total Number of Licensed Physicians	8,476	8,412	8,295	8,208	8,415
Total Number of Licensed Physicians Practicing In-State	5,383	5,074	4,946	4,862	5,756

Composite Action Index

Total Actions/Total Licensed Physicians	2.36	1.78	2.17	4.63	5.23
Total Actions/Practicing In-State Physicians	3.72	2.96	3.64	7.82	7.64
Total Prejudicial Actions/Total Licensed Physicians	1.65	1.19	1.33	2.92	3.33
Total Prejudicial Actions/Practicing In-State Physicians	2.60	1.97	2.22	4.94	4.86
Composite Action Index	2.58	1.97	2.34	5.08	5.27

Summary of 2005 Board Actions

Missouri State Board of Healing Arts

3605 Missouri Blvd

Jefferson City, MO 65109

<http://www.pr.mo.gov/healingarts.asp>

(573) 751-0098; Fax: (573) 751-3166

Board Information

Board Size/Composition	9 / 5 MD, 3 DO, 1 public
Board Meeting Frequency	Every six weeks
Standard of Proof Required	Preponderance of the Evidence
Professions Regulated by Board	MD, DO, PA, PT, PTA, SLP, SLA, AUD, AA, PER, AT, ANA

Board Actions	2005	2004	2003	2002	2001
Total Actions	97	217	80	61	73
Loss of License or Licensed Privilege	32	128	27	16	19
Restriction of License or Licensed Privilege	16	34	26	24	28
Other Prejudicial Actions	16	11	15	14	14
Total Prejudicial Actions	64	173	68	54	61
Non-Prejudicial Actions	33	44	12	7	12
Number of Physicians with Prejudicial Actions	57	164	61	50	55
Number of Physicians with Non-Prejudicial Actions	34	45	13	7	13
Total Number of Physicians with Actions	83	182	71	56	67

Physician Population

Total Number of Licensed Physicians	21,908	21,249	20,248	19,966	20,994
Total Number of Licensed Physicians Practicing In-State	14,402	14,346	14,403	13,080	13,625

Composite Action Index

Total Actions/Total Licensed Physicians	4.43	10.21	3.95	3.06	3.48
Total Actions/Practicing In-State Physicians	6.74	15.13	5.55	4.66	5.36
Total Prejudicial Actions/Total Licensed Physicians	2.92	8.14	3.36	2.70	2.91
Total Prejudicial Actions/Practicing In-State Physicians	4.44	12.06	4.72	4.13	4.48
Composite Action Index	4.63	11.38	4.40	3.64	4.05

Summary of 2005 Board Actions

Montana Board of Medical Examiners

P.O. BOX 200513

Helena, MT 59620-0513

http://www.mt.gov

(406) 841-2300; Fax: (406) 841-2363

Board Information

Board Size/Composition	11 / 5 MD, 1 DO, 2 public, 3 other
Board Meeting Frequency	Bimonthly
Standard of Proof Required	Preponderance of the Evidence
Professions Regulated by Board	MD, DO, PA, ACU, POD, NUT, EMT,

Board Actions	2005	2004	2003	2002	2001
Total Actions	11	15	23	19	8
Loss of License or Licensed Privilege	8	12	13	11	3
Restriction of License or Licensed Privilege	0	2	4	4	4
Other Prejudicial Actions	1	0	4	1	1
Total Prejudicial Actions	9	14	21	16	8
Non-Prejudicial Actions	2	1	2	3	0
Number of Physicians with Prejudicial Actions	9	13	19	13	8
Number of Physicians with Non-Prejudicial Actions	2	1	2	3	0
Total Number of Physicians with Actions	11	14	19	14	8

Physician Population

Total Number of Licensed Physicians	3,982	3,781	3,732	3,730	2,986
Total Number of Licensed Physicians Practicing In-State	2,246	2,178	2,180	3,106	2,067

Composite Action Index

Total Actions/Total Licensed Physicians	2.76	3.97	6.16	5.09	2.68
Total Actions/Practicing In-State Physicians	4.90	6.89	10.55	6.12	3.87
Total Prejudicial Actions/Total Licensed Physicians	2.26	3.70	5.63	4.29	2.68
Total Prejudicial Actions/Practicing In-State Physicians	4.01	6.43	9.63	5.15	3.87
Composite Action Index	3.48	5.25	7.99	5.16	3.27

Summary of 2005 Board Actions

Nebraska Board of Medicine and Surgery

P.O. BOX 94986

Lincoln, NE 68509-4986

http://www.hhs.state.ne.us

(402) 471-2118; Fax: (402) 471-3577

Board Information

Board Size/Composition	8 / 5 MD, 1 DO, 2 public
Board Meeting Frequency	Bimonthly
Standard of Proof Required	Clear and Convincing
Professions Regulated by Board	MD, DO, PA, ACU

Board Actions	2005	2004	2003	2002	2001
Total Actions	58	37	41	30	19
Loss of License or Licensed Privilege	18	10	10	9	7
Restriction of License or Licensed Privilege	13	6	7	5	3
Other Prejudicial Actions	21	18	21	15	7
Total Prejudicial Actions	52	34	38	29	17
Non-Prejudicial Actions	6	3	3	1	2
Number of Physicians with Prejudicial Actions	47	33	37	25	17
Number of Physicians with Non-Prejudicial Actions	6	3	3	1	2
Total Number of Physicians with Actions	51	35	40	26	18

Physician Population

Total Number of Licensed Physicians	6,569	6,128	6,339	5,912	6,073
Total Number of Licensed Physicians Practicing In-State	3,894	3,745	3,758	3,697	3,664

Composite Action Index

Total Actions/Total Licensed Physicians	8.83	6.04	6.47	5.07	3.13
Total Actions/Practicing In-State Physicians	14.89	9.88	10.91	8.11	5.19
Total Prejudicial Actions/Total Licensed Physicians	7.92	5.55	5.99	4.91	2.80
Total Prejudicial Actions/Practicing In-State Physicians	13.35	9.08	10.11	7.84	4.64
Composite Action Index	11.25	7.64	8.37	6.48	3.94

Summary of 2005 Board Actions

Nevada State Board of Medical Examiners

1105 Terminal Way, Suite 301

Reno, NV 89510

<http://www.medboard.nv.gov>

(775) 688-2559; Fax: (775) 688-2321

Board Information

Board Size/Composition	9 / 6 MD, 3 other
Board Meeting Frequency	Quarterly
Standard of Proof Required	Preponderance of the Evidence
Professions Regulated by Board	MD, PA , RT

Board Actions	2005	2004	2003	2002	2001
Total Actions	18	8	17	20	21
Loss of License or Licensed Privilege	11	6	11	8	11
Restriction of License or Licensed Privilege	0	0	0	1	5
Other Prejudicial Actions	7	1	6	7	2
Total Prejudicial Actions	18	7	17	16	18
Non-Prejudicial Actions	0	1	0	4	3
Number of Physicians with Prejudicial Actions	17	7	16	15	17
Number of Physicians with Non-Prejudicial Actions	0	1	0	3	3
Total Number of Physicians with Actions	17	7	16	16	19

Physician Population

Total Number of Licensed Physicians	5,935	5,986	4,554	4,737	4,344
Total Number of Licensed Physicians Practicing In-State	4,026	5,120	3,605	3,700	3,515

Composite Action Index

Total Actions/Total Licensed Physicians	3.03	1.34	3.73	4.22	4.83
Total Actions/Practicing In-State Physicians	4.47	1.56	4.72	5.41	5.97
Total Prejudicial Actions/Total Licensed Physicians	3.03	1.17	3.73	3.38	4.14
Total Prejudicial Actions/Practicing In-State Physicians	4.47	1.37	4.72	4.32	5.12
Composite Action Index	3.75	1.36	4.22	4.33	5.02

Summary of 2005 Board Actions

Nevada State Board of Osteopathic Medicine

860 E. Flamingo Rd, Suite G

Las Vegas, NV 89121

<http://www.osteo.state.nv.us>

(702) 732-2147; Fax: (702) 732-2079

Board Information

Board Size/Composition	7 / 5 DO, 2 public
Board Meeting Frequency	Quarterly
Standard of Proof Required	Clear and Convincing
Professions Regulated by Board	DO, PA

Board Actions	2005	2004	2003	2002	2001
Total Actions	3	4	2	1	2
Loss of License or Licensed Privilege	3	3	2	0	2
Restriction of License or Licensed Privilege	0	1	0	1	0
Other Prejudicial Actions	0	0	0	0	0
Total Prejudicial Actions	3	4	2	1	2
Non-Prejudicial Actions	0	0	0	0	0
Number of Physicians with Prejudicial Actions	3	3	2	1	2
Number of Physicians with Non-Prejudicial Actions	0	0	0	0	0
Total Number of Physicians with Actions	3	3	2	1	2

Physician Population

Total Number of Licensed Physicians	739	773	703	622	571
Total Number of Licensed Physicians Practicing In-State	419	463	421	342	322

Composite Action Index

Total Actions/Total Licensed Physicians	4.06	5.17	2.84	1.61	3.50
Total Actions/Practicing In-State Physicians	7.16	8.64	4.75	2.92	6.21
Total Prejudicial Actions/Total Licensed Physicians	4.06	5.17	2.84	1.61	3.50
Total Prejudicial Actions/Practicing In-State Physicians	7.16	8.64	4.75	2.92	6.21
Composite Action Index	5.61	6.91	3.80	2.27	4.86

Summary of 2005 Board Actions

New Hampshire Board of Medicine

2 Industrial Park Drive, Suite 8

Concord, NH 03301-8520

<http://www.state.nh.us/medicine>

(603) 271-1203; Fax: (603) 271-6702

Board Information

Board Size/Composition	9 / 5 MD, 2 public, 2 other
Board Meeting Frequency	Monthly
Standard of Proof Required	Preponderance of the Evidence
Professions Regulated by Board	MD, DO, PA

Board Actions	2005	2004	2003	2002	2001
Total Actions	26	25	18	24	28
Loss of License or Licensed Privilege	12	11	11	6	10
Restriction of License or Licensed Privilege	5	5	1	5	3
Other Prejudicial Actions	7	8	3	11	13
Total Prejudicial Actions	24	24	15	22	26
Non-Prejudicial Actions	2	1	3	2	2
Number of Physicians with Prejudicial Actions	23	22	12	23	22
Number of Physicians with Non-Prejudicial Actions	2	1	3	2	2
Total Number of Physicians with Actions	24	22	15	23	24

Physician Population

Total Number of Licensed Physicians	4,981	4,819	4,551	4,395	4,241
Total Number of Licensed Physicians Practicing In-State	3,429	3,332	3,226	3,124	3,042

Composite Action Index

Total Actions/Total Licensed Physicians	5.22	5.19	3.96	5.46	6.60
Total Actions/Practicing In-State Physicians	7.58	7.50	5.58	7.68	9.20
Total Prejudicial Actions/Total Licensed Physicians	4.82	4.98	3.30	5.01	6.13
Total Prejudicial Actions/Practicing In-State Physicians	7.00	7.20	4.65	7.04	8.55
Composite Action Index	6.15	6.22	4.37	6.30	7.62

Summary of 2005 Board Actions

New Jersey State Board of Medical Examiners

P.O. BOX 183

Trenton, NJ 08625-0183

<http://www.state.nj.us/lps/ca/medical.htm#bme5>

(609) 826-7100; Fax: (609) 826-7117

Board Information

Board Size/Composition	21 / 9 MD, 2 DO, 4 public, 6 other
Board Meeting Frequency	Monthly
Standard of Proof Required	Preponderance of the Evidence
Professions Regulated by Board	MD, DO, DEH, NM, PA, ACU, PER, ELE, HAD, BLD

Board Actions	2005	2004	2003	2002	2001
Total Actions	98	135	138	155	140
Loss of License or Licensed Privilege	37	75	63	86	75
Restriction of License or Licensed Privilege	27	27	22	29	32
Other Prejudicial Actions	16	18	36	28	16
Total Prejudicial Actions	80	120	122	143	123
Non-Prejudicial Actions	18	15	16	12	17
Number of Physicians with Prejudicial Actions	70	96	108	128	118
Number of Physicians with Non-Prejudicial Actions	18	16	17	14	19
Total Number of Physicians with Actions	87	111	123	140	128

Physician Population

Total Number of Licensed Physicians	32,524	33,032	31,392	55,275	32,600
Total Number of Licensed Physicians Practicing In-State	25,526	NR*	NR	32,604	30,721

Composite Action Index

Total Actions/Total Licensed Physicians	3.01	4.09	4.40	2.80	4.29
Total Actions/Practicing In-State Physicians	3.84	NA**	NA	4.75	4.56
Total Prejudicial Actions/Total Licensed Physicians	2.46	2.59	3.77	3.63	3.89
Total Prejudicial Actions/Practicing In-State Physicians	3.13	NA	NA	4.39	4.00
Composite Action Index	3.11	NA	NA	3.63	4.16

*Not Reported **Not Applicable

Summary of 2005 Board Actions
New Mexico Medical Board
 2055 S. Pacheco, Building 400
 Santa Fe, NM 87505
<http://www.nmmb.state.nm.us>
 (505) 476-7220; Fax: (505) 476-7237

Board Information

Board Size/Composition	9 / 6 MD, 2 public, 1 other
Board Meeting Frequency	Quarterly
Standard of Proof Required	Preponderance of the Evidence
Professions Regulated by Board	MD, PA, ANA

Board Actions	2005	2004	2003	2002	2001
Total Actions	34	40	27	34	24
Loss of License or Licensed Privilege	7	13	10	12	5
Restriction of License or Licensed Privilege	7	8	3	11	7
Other Prejudicial Actions	12	11	5	7	9
Total Prejudicial Actions	26	32	18	30	21
Non-Prejudicial Actions	8	8	9	4	3
Number of Physicians with Prejudicial Actions	26	27	18	27	21
Number of Physicians with Non-Prejudicial Actions	8	8	10	4	3
Total Number of Physicians with Actions	33	35	25	31	24

Physician Population

Total Number of Licensed Physicians	7,412	6,548	6,200	5,805	5,722
Total Number of Licensed Physicians Practicing In-State	4,420	4,038	3,949	3,795	3,704

Composite Action Index

Total Actions/Total Licensed Physicians	4.59	6.11	4.35	5.86	4.19
Total Actions/Practicing In-State Physicians	7.69	9.91	6.84	8.96	6.48
Total Prejudicial Actions/Total Licensed Physicians	3.51	4.89	2.90	5.17	3.67
Total Prejudicial Actions/Practicing In-State Physicians	5.88	7.92	4.56	7.91	5.67
Composite Action Index	5.42	7.21	4.66	6.97	5.00

Summary of 2005 Board Actions
New Mexico Board of Osteopathic Medical Examiners
 2550 Cerrillos Road
 Santa Fe, NM 87501-5101
<http://www.rld.state.nm.us/b&c/Osteo>
 (505) 476-4695; Fax: (505) 476-7237

Board Information

Board Size/Composition	5 / 3 DO, 2 public
Board Meeting Frequency	Quarterly
Standard of Proof Required	Preponderance of the Evidence
Professions Regulated by Board	DO

Board Actions	2005	2004	2003	2002	2001
Total Actions	0	0	0	0	0
Loss of License or Licensed Privilege	0	0	0	0	0
Restriction of License or Licensed Privilege	0	0	0	0	0
Other Prejudicial Actions	0	0	0	0	0
Total Prejudicial Actions	0	0	0	0	0
Non-Prejudicial Actions	0	0	0	0	0
Number of Physicians with Prejudicial Actions	0	0	0	0	0
Number of Physicians with Non-Prejudicial Actions	0	0	0	0	0
Total Number of Physicians with Actions	0	0	0	0	0

Physician Population

Total Number of Licensed Physicians	NR*	397	387	368	364
Total Number of Licensed Physicians Practicing In-State	NR	190	183	176	176

Composite Action Index

Total Actions/Total Licensed Physicians	NA**	0.00	0.00	0.00	0.00
Total Actions/Practicing In-State Physicians	NA	0.00	0.00	0.00	0.00
Total Prejudicial Actions/Total Licensed Physicians	NA	0.00	0.00	0.00	0.00
Total Prejudicial Actions/Practicing In-State Physicians	NA	0.00	0.00	0.00	0.00
Composite Action Index	NA	0.00	0.00	0.00	0.00

*Not Reported **Not Applicable

Summary of 2005 Board Actions

New York State Board for Medicine (Licensure)

89 Washington Ave, 2nd Floor, West Wing
 Albany, NY 12234
<http://www.op.nysed.gov>
 (518) 474-3817; Fax: (518) 486-4846

Board Information

Board Size/Composition	25 / 18 MD, 2 public, 2 other
Board Meeting Frequency	3 per year
Standard of Proof Required	N/A
Professions Regulated by Board	MD, DO, PA, AT, MP, SA

Board Actions **2005 2004 2003 2002 2001**

Total Actions					
Loss of License or Licensed Privilege					
Restriction of License or Licensed Privilege					
Other Prejudicial Actions					
Total Prejudicial Actions					
Non-Prejudicial Actions					
Number of Physicians with Prejudicial Actions					
Number of Physicians with Non-Prejudicial Actions					
Total Number of Physicians with Actions					

Physician Population

Total Number of Licensed Physicians	78,306	76,843	75,067	74,063	72,920
Total Number of Licensed Physicians Practicing In-State	63,427	59,581	59,581	56,995	56,995

Composite Action Index

Total Actions/Total Licensed Physicians	
Total Actions/Practicing In-State Physicians	
Total Prejudicial Actions/Total Licensed Physicians	
Total Prejudicial Actions/Practicing In-State Physicians	
Composite Action Index	

Summary of 2005 Board Actions

**New York State Board for Professional Medical Conduct (Discipline)
 Department of Health**

433 River St, Suite 303
 Troy, NY 12180-2299
<http://www.health.state.ny.us/nysdoh/opmc/main.htm>
 (518) 402-0855; Fax: (518) 402-0866

Board Information

Board Size/Composition	168 / 107 MD, 7 public, 54 other
Board Meeting Frequency	3 per year
Standard of Proof Required	Preponderance of the Evidence
Professions Regulated by Board	MD, DO, PA

Board Actions **2005 2004 2003 2002 2001**

Total Actions	534	534	508	461	503
Loss of License or Licensed Privilege	208	224	231	227	255
Restriction of License or Licensed Privilege	154	149	140	98	94
Other Prejudicial Actions	73	64	92	73	73
Total Prejudicial Actions	435	437	463	398	422
Non-Prejudicial Actions	99	97	45	63	81
Number of Physicians with Prejudicial Actions	388	383	395	342	369
Number of Physicians with Non-Prejudicial Actions	104	98	48	64	81
Total Number of Physicians with Actions	469	466	436	394	429

Physician Population

Total Number of Licensed Physicians	78,306	76,843	75,067	74,063	72,920
Total Number of Licensed Physicians Practicing In-State	63,427	59,581	59,581	56,995	56,995

Composite Action Index

Total Actions/Total Licensed Physicians	6.82	6.95	6.77	6.22	6.90
Total Actions/Practicing In-State Physicians	8.42	8.96	8.53	8.09	8.83
Total Prejudicial Actions/Total Licensed Physicians	5.56	5.69	6.17	5.37	5.79
Total Prejudicial Actions/Practicing In-State Physicians	6.86	7.33	7.77	6.98	7.40
Composite Action Index	6.91	7.23	7.31	6.67	7.23

Summary of 2005 Board Actions

North Carolina Medical Board

P.O. BOX 20007
 Raleigh, NC 27619
<http://www.ncmedboard.org>
 (919) 326-1100; Fax: (919) 326-1130

Board Information

Board Size/Composition	12 / 8 MD, 3 public, 1 other
Board Meeting Frequency	Monthly
Standard of Proof Required	Preponderance of the Evidence
Professions Regulated by Board	MD, DO, PA, NP

Board Actions	2005	2004	2003	2002	2001
Total Actions	210	192	135	126	169
Loss of License or Licensed Privilege	71	88	40	39	47
Restriction of License or Licensed Privilege	34	9	6	5	9
Other Prejudicial Actions	76	71	67	48	69
Total Prejudicial Actions	181	168	113	92	125
Non-Prejudicial Actions	29	24	22	34	44
Number of Physicians with Prejudicial Actions	152	142	94	71	90
Number of Physicians with Non-Prejudicial Actions	25	21	19	25	31
Total Number of Physicians with Actions	171	157	105	87	111

Physician Population

Total Number of Licensed Physicians	28,452	29,410	27,307	29,308	28,325
Total Number of Licensed Physicians Practicing In-State	20,210	21,578	19,281	21,278	20,482

Composite Action Index

Total Actions/Total Licensed Physicians	7.38	6.53	4.94	4.30	5.97
Total Actions/Practicing In-State Physicians	10.39	8.90	7.00	5.92	8.25
Total Prejudicial Actions/Total Licensed Physicians	6.36	5.71	4.14	3.14	4.41
Total Prejudicial Actions/Practicing In-State Physicians	8.96	7.79	5.86	4.32	6.10
Composite Action Index	8.27	7.23	5.49	4.42	6.18

Summary of 2005 Board Actions

North Dakota State Board of Medical Examiners

City Center Plaza
 418 E. Broadway, Suite 12
 Bismarck, ND 58501-4086
<http://www.ndbomex.com/>
 (701) 328-6500; Fax: (701) 328-6505

Board Information

Board Size/Composition	11/ 8 MD, 1 DO, 2 public
Board Meeting Frequency	3 per year
Standard of Proof Required	Preponderance of the Evidence
Professions Regulated by Board	MD, DO, PA

Board Actions	2005	2004	2003	2002	2001
Total Actions	11	12	31	25	14
Loss of License or Licensed Privilege	6	4	10	9	6
Restriction of License or Licensed Privilege	1	3	7	5	4
Other Prejudicial Actions	0	3	10	1	1
Total Prejudicial Actions	7	10	27	15	11
Non-Prejudicial Actions	4	2	4	10	3
Number of Physicians with Prejudicial Actions	7	9	21	13	11
Number of Physicians with Non-Prejudicial Actions	5	2	4	10	3
Total Number of Physicians with Actions	11	11	24	21	14

Physician Population

Total Number of Licensed Physicians	2,836	2,679	2,694	2,702	2,556
Total Number of Licensed Physicians Practicing In-State	1,486	1,402	1,401	1,593	1,366

Composite Action Index

Total Actions/Total Licensed Physicians	3.88	4.48	11.51	9.25	5.48
Total Actions/Practicing In-State Physicians	7.40	8.56	22.13	15.69	10.25
Total Prejudicial Actions/Total Licensed Physicians	2.47	3.73	10.02	5.55	4.30
Total Prejudicial Actions/Practicing In-State Physicians	4.71	7.13	19.27	9.42	8.05
Composite Action Index	4.62	5.98	15.73	9.98	7.02

Summary of 2005 Board Actions

**Commonwealth of the Northern Mariana Islands
Medical Professional Licensing Board**

P.O. BOX 501458, CK
Saipan, MP 96950
http://www.cnmiguide.com
(670) 664-4811; Fax: (670) 664-4813

Board Information

Board Size/Composition	8 / 6 MD, 2 public
Board Meeting Frequency	Quarterly
Standard of Proof Required	Preponderance of the Evidence
Professions Regulated by Board	MD, DO, PA, DEH

Board Actions	2005	2004	2003	2002	2001
Total Actions	NR*	NR	NR	1	0
Loss of License or Licensed Privilege	NR	NR	NR	1	0
Restriction of License or Licensed Privilege	NR	NR	NR	0	0
Other Prejudicial Actions	NR	NR	NR	0	0
Total Prejudicial Actions	NR	NR	NR	1	0
Non-Prejudicial Actions	NR	NR	NR	0	0
Number of Physicians with Prejudicial Actions	NR	NR	NR	1	0
Number of Physicians with Non-Prejudicial Actions	NR	NR	NR	0	0
Total Number of Physicians with Actions	NR	NR	NR	1	0

Physician Population

Total Number of Licensed Physicians	NR	NR	NR	NR	NR
Total Number of Licensed Physicians Practicing In-State	NR	NR	NR	NR	NR

Composite Action Index

Total Actions/Total Licensed Physicians	NA**	NA	NA	NA	NA
Total Actions/Practicing In-State Physicians	NA	NA	NA	NA	NA
Total Prejudicial Actions/Total Licensed Physicians	NA	NA	NA	NA	NA
Total Prejudicial Actions/Practicing In-State Physicians	NA	NA	NA	NA	NA
Composite Action Index	NA	NA	NA	NA	NA

*Not Reported **Not Applicable

Summary of 2005 Board Actions
State Medical Board of Ohio

77 S. High Street, 17th Floor
Columbus, OH 43215-6127
http://www.med.ohio.gov
(614) 466-3934; Fax: (614) 728-5946

Board Information

Board Size/Composition	7 MD, 1 DO, 3 public, 1 other
Board Meeting Frequency	Monthly
Standard of Proof Required	Preponderance of the Evidence
Professions Regulated by Board	MD, DO, ANA, MT, CT

Board Actions	2005	2004	2003	2002	2001
Total Actions	280	276	266	311	244
Loss of License or Licensed Privilege	113	127	105	126	101
Restriction of License or Licensed Privilege	122	100	107	121	101
Other Prejudicial Actions	10	18	30	35	17
Total Prejudicial Actions	245	245	242	282	219
Non-Prejudicial Actions	35	31	24	29	25
Number of Physicians with Prejudicial Actions	182	193	191	227	170
Number of Physicians with Non-Prejudicial Actions	39	37	26	32	27
Total Number of Physicians with Actions	213	222	213	252	191

Physician Population

Total Number of Licensed Physicians	38,851	38,742	38,332	38,190	34,602
Total Number of Licensed Physicians Practicing In-State	28,942	28,551	27,973	27,738	25,598

Composite Action Index

Total Actions/Total Licensed Physicians	7.21	7.12	6.94	8.14	7.05
Total Actions/Practicing In-State Physicians	9.67	9.67	9.51	11.21	9.53
Total Prejudicial Actions/Total Licensed Physicians	6.31	6.32	6.31	7.38	6.33
Total Prejudicial Actions/Practicing In-State Physicians	8.47	8.58	8.65	10.17	8.56
Composite Action Index	7.91	7.92	7.85	9.23	7.87

Summary of 2005 Board Actions

Oklahoma State Board of Medical Licensure and Supervision

P.O. BOX 18256

Oklahoma City, OK 73118

<http://www.okmedicalboard.org>

(405) 848-6841; Fax: (404) 848-8240

Board Information

Board Size/Composition 9 / 7 MD, 2 public

Board Meeting Frequency 7 per year

Standard of Proof Required Clear and Convincing

Professions Regulated by Board MD, PA, RN, PT, DEI

Board Actions	2005	2004	2003	2002	2001
Total Actions	45	47	63	62	65
Loss of License or Licensed Privilege	18	21	32	24	37
Restriction of License or Licensed Privilege	18	16	19	24	18
Other Prejudicial Actions	5	2	2	5	3
Total Prejudicial Actions	41	39	53	53	58
Non-Prejudicial Actions	4	8	10	9	7
Number of Physicians with Prejudicial Actions	31	33	42	46	47
Number of Physicians with Non-Prejudicial Actions	5	10	14	17	12
Total Number of Physicians with Actions	35	40	52	53	53

Physician Population

Total Number of Licensed Physicians	8,280	8,173	8,131	8,004	7,823
Total Number of Licensed Physicians Practicing In-State	5,557	5,483	5,384	5,332	5,362

Composite Action Index

Total Actions/Total Licensed Physicians	5.43	5.75	7.75	7.75	8.31
Total Actions/Practicing In-State Physicians	8.10	8.57	11.70	11.63	12.12
Total Prejudicial Actions/Total Licensed Physicians	4.95	4.77	6.52	6.62	7.41
Total Prejudicial Actions/Practicing In-State Physicians	7.38	7.11	9.84	9.94	10.82
Composite Action Index	6.47	6.55	8.95	8.98	9.67

Summary of 2005 Board Actions

Oklahoma Board of Osteopathic Examiners

4848 N. Lincoln Blvd, Suite 100

Oklahoma City, OK 73105-3321

<http://www.docboard.org>

(405) 528-8625; Fax: (405) 557-0653

Board Information

Board Size/Composition 8 / 6 DO, 2 public

Board Meeting Frequency Quarterly

Standard of Proof Required Clear and Convincing

Professions Regulated by Board DO

Board Actions	2005	2004	2003	2002	2001
Total Actions	21	17	13	22	22
Loss of License or Licensed Privilege	4	8	3	11	8
Restriction of License or Licensed Privilege	10	8	8	9	11
Other Prejudicial Actions	1	0	1	1	1
Total Prejudicial Actions	15	16	12	21	20
Non-Prejudicial Actions	6	1	1	1	2
Number of Physicians with Prejudicial Actions	12	13	9	17	16
Number of Physicians with Non-Prejudicial Actions	6	4	1	1	2
Total Number of Physicians with Actions	16	14	10	18	18

Physician Population

Total Number of Licensed Physicians	1,961	1,901	1,784	1,710	1,707
Total Number of Licensed Physicians Practicing In-State	1,453	1,405	1,329	1,259	1,269

Composite Action Index

Total Actions/Total Licensed Physicians	10.71	8.94	7.29	12.87	12.89
Total Actions/Practicing In-State Physicians	14.45	12.10	9.78	17.47	17.34
Total Prejudicial Actions/Total Licensed Physicians	7.65	8.42	6.73	12.28	11.72
Total Prejudicial Actions/Practicing In-State Physicians	10.32	11.39	9.03	16.68	15.76
Composite Action Index	10.78	10.21	8.21	14.83	14.43

Summary of 2005 Board Actions

Oregon Board of Medical Examiners

1500 SW First Ave, 620 Crown Plaza

Portland, OR 97201-5826

<http://egov.oregon.gov/BME>

(503) 229-5770; Fax: (503) 229-6543

Board Information

Board Size/Composition	11 / 7 MD, 2 public, 2 other
Board Meeting Frequency	Quarterly
Standard of Proof Required	Preponderance of the Evidence
Professions Regulated by Board	MD, DO, ACU, PA, POD

Board Actions	2005	2004	2003	2002	2001
Total Actions	73	46	64	60	50
Loss of License or Licensed Privilege	33	16	14	19	14
Restriction of License or Licensed Privilege	22	17	32	25	26
Other Prejudicial Actions	9	3	5	6	6
Total Prejudicial Actions	64	36	51	50	46
Non-Prejudicial Actions	9	10	13	10	4
Number of Physicians with Prejudicial Actions	52	35	48	45	40
Number of Physicians with Non-Prejudicial Actions	11	10	14	10	5
Total Number of Physicians with Actions	58	45	60	54	44

Physician Population

Total Number of Licensed Physicians	12,670	12,820	12,085	12,355	12,002
Total Number of Licensed Physicians Practicing In-State	10,950	9,509	8,950	10,466	9,726

Composite Action Index

Total Actions/Total Licensed Physicians	5.76	3.59	5.30	4.86	4.17
Total Actions/Practicing In-State Physicians	6.67	4.84	7.15	5.73	5.14
Total Prejudicial Actions/Total Licensed Physicians	5.05	2.81	4.22	4.05	3.83
Total Prejudicial Actions/Practicing In-State Physicians	5.84	3.79	5.70	4.78	4.73
Composite Action Index	5.83	3.75	5.59	4.85	4.47

Summary of 2005 Board Actions

Pennsylvania State Board of Medicine

P.O. BOX 2649

Harrisburg, PA 17105-2649

<http://www.dos.state.pa.us>

(717) 787-2381; Fax: (717) 787-7769

Board Information

Board Size/Composition	11 / 6 MD, 2 public, 3 other
Board Meeting Frequency	Monthly
Standard of Proof Required	Preponderance of the Evidence
Professions Regulated by Board	MD, ACU, PA, NM, RT, AT

Board Actions	2005	2004	2003	2002	2001
Total Actions	194	277	128	128	138
Loss of License or Licensed Privilege	79	107	57	64	68
Restriction of License or Licensed Privilege	30	46	23	17	19
Other Prejudicial Actions	64	95	26	31	38
Total Prejudicial Actions	173	248	106	112	125
Non-Prejudicial Actions	21	29	22	16	13
Number of Physicians with Prejudicial Actions	164	229	101	102	117
Number of Physicians with Non-Prejudicial Actions	22	30	22	15	13
Total Number of Physicians with Actions	179	247	119	115	130

Physician Population

Total Number of Licensed Physicians	42,477	44,433	42,946	38,439	46,158
Total Number of Licensed Physicians Practicing In-State	31,599	33,000	31,247	29,221	30,292

Composite Action Index

Total Actions/Total Licensed Physicians	4.57	6.23	2.98	3.33	2.99
Total Actions/Practicing In-State Physicians	6.14	8.39	4.10	4.38	4.56
Total Prejudicial Actions/Total Licensed Physicians	4.07	5.58	2.47	2.91	2.71
Total Prejudicial Actions/Practicing In-State Physicians	5.47	7.52	3.39	3.83	4.13
Composite Action Index	5.06	6.93	3.23	3.61	3.59

Summary of 2005 Board Actions

Pennsylvania State Board of Osteopathic Medicine

P.O. BOX 2649
 Harrisburg, PA 17105-2649
 http://www.dos.state.pa.us
 (717) 783-4858; Fax: (717) 787-7769

Board Information

Board Size/Composition	9 / 6 DO, 2 public, 1 other
Board Meeting Frequency	Monthly
Standard of Proof Required	Preponderance of the Evidence
Professions Regulated by Board	DO, PA, ACU, RT, AT

Board Actions	2005	2004	2003	2002	2001
Total Actions	26	39	33	38	54
Loss of License or Licensed Privilege	9	12	12	9	16
Restriction of License or Licensed Privilege	5	5	5	2	9
Other Prejudicial Actions	11	19	13	20	29
Total Prejudicial Actions	25	36	30	31	54
Non-Prejudicial Actions	1	3	3	7	0
Number of Physicians with Prejudicial Actions	22	36	27	29	51
Number of Physicians with Non-Prejudicial Actions	1	3	3	7	0
Total Number of Physicians with Actions	23	37	30	35	51

Physician Population

Total Number of Licensed Physicians	6,226	6,288	6,163	5,701	6,541
Total Number of Licensed Physicians Practicing In-State	4,904	4,712	4,711	4,472	4,439

Composite Action Index

Total Actions/Total Licensed Physicians	4.18	6.20	5.35	6.67	8.26
Total Actions/Practicing In-State Physicians	5.30	8.28	7.00	8.50	12.16
Total Prejudicial Actions/Total Licensed Physicians	4.02	5.73	4.87	5.44	8.26
Total Prejudicial Actions/Practicing In-State Physicians	5.10	7.64	6.37	6.93	12.16
Composite Action Index	4.65	6.96	5.90	6.88	10.21

Summary of 2005 Board Actions

Puerto Rico Board of Medical Examiners

P.O. BOX 13969
 San Juan, PR 00908
 (787) 782-8949; Fax: (787) 792-4436

Board Information

Board Size/Composition	9 / 9 MD
Board Meeting Frequency	Bimonthly
Standard of Proof Required	
Professions Regulated by Board	MD, DO, VN, SLP

	2005	2004	2003	2002	2001
Board Actions					
Total Actions	NR*	NR	NR	1	NR
Loss of License or Licensed Privilege	NR	NR	NR	1	NR
Restriction of License or Licensed Privilege	NR	NR	NR	0	NR
Other Prejudicial Actions	NR	NR	NR	0	NR
Total Prejudicial Actions	NR	NR	NR	1	NR
Non-Prejudicial Actions	NR	NR	NR	0	NR
Number of Physicians with Prejudicial Actions	NR	NR	NR	1	NR
Number of Physicians with Non-Prejudicial Actions	NR	NR	NR	0	NR
Total Number of Physicians with Actions	NR	NR	NR	1	NR

Physician Population

Total Number of Licensed Physicians	NR	NR	NR	NR	NR
Total Number of Licensed Physicians Practicing In-State	NR	NR	NR	NR	NR

Composite Action Index

Total Actions/Total Licensed Physicians	NA**	NA	NA	NA	NA
Total Actions/Practicing In-State Physicians	NA	NA	NA	NA	NA
Total Prejudicial Actions/Total Licensed Physicians	NA	NA	NA	NA	NA
Total Prejudicial Actions/Practicing In-State Physicians	NA	NA	NA	NA	NA
Composite Action Index	NA	NA	NA	NA	NA

*Not Reported **Not Applicable

Summary of 2005 Board Actions

**Rhode Island Board of Medical Licensure and Discipline
Department of Health**

Cannon Building, Room 205, Three Capitol Hill
Providence, RI 02908-5097
http://www.health.ri.gov/hsr/bmld
(401) 222-3855; Fax: (401) 222-2158

Board Information

Board Size/Composition	12/ 4 MD, 2 public, 6 other
Board Meeting Frequency	Monthly
Standard of Proof Required	Preponderance of the Evidence
Professions Regulated by Board	MD, DO

Board Actions	2005	2004	2003	2002	2001
Total Actions	17	20	11	13	10
Loss of License or Licensed Privilege	4	8	5	8	5
Restriction of License or Licensed Privilege	12	2	2	2	2
Other Prejudicial Actions	1	9	4	0	3
Total Prejudicial Actions	17	19	11	10	10
Non-Prejudicial Actions	0	1	0	3	0
Number of Physicians with Prejudicial Actions	15	19	9	9	8
Number of Physicians with Non-Prejudicial Actions	0	1	0	3	0
Total Number of Physicians with Actions	15	19	9	12	8

Physician Population

Total Number of Licensed Physicians	4,191	4,313	4,000	3,870	4,034
Total Number of Licensed Physicians Practicing In-State	3,229	3,301	4,000	2,915	3,008

Composite Action Index

Total Actions/Total Licensed Physicians	4.06	4.64	2.75	3.36	2.48
Total Actions/Practicing In-State Physicians	5.26	6.06	2.75	4.46	3.32
Total Prejudicial Actions/Total Licensed Physicians	4.06	4.41	2.75	2.58	2.48
Total Prejudicial Actions/Practicing In-State Physicians	5.26	5.76	2.75	3.43	3.32
Composite Action Index	4.66	5.21	2.75	3.46	2.90

Summary of 2005 Board Actions

**South Carolina Board of Medical Examiners
Department of Labor, Licensing and Regulation**

110 Centerview Dr., Suite 202
Columbia, SC 29210-1289
http://www.llr.state.sc.us/pol/medical
(803) 896-4500; Fax: (803) 896-4515

Board Information

Board Size/Composition	10 / 8 MD, 1 DO, 1 public
Board Meeting Frequency	Quarterly
Standard of Proof Required	Preponderance of the Evidence
Professions Regulated by Board	MD, DO, ACU, PA, RT, ANA, CIS

Board Actions	2005	2004	2003	2002	2001
Total Actions	26	30	58	35	35
Loss of License or Licensed Privilege	13	14	25	15	12
Restriction of License or Licensed Privilege	2	3	8	3	2
Other Prejudicial Actions	11	10	16	13	10
Total Prejudicial Actions	26	27	49	31	24
Non-Prejudicial Actions	0	3	9	4	11
Number of Physicians with Prejudicial Actions	24	23	41	28	23
Number of Physicians with Non-Prejudicial Actions	0	3	10	4	11
Total Number of Physicians with Actions	24	26	46	32	27

Physician Population

Total Number of Licensed Physicians	13,267	12,915	13,339	12,939
Total Number of Licensed Physicians Practicing In-State	8,974	8,851	9,320	9,188

Composite Action Index

Total Actions/Total Licensed Physicians	2.26	4.49	2.62	2.71
Total Actions/Practicing In-State Physicians	3.34	6.55	3.76	3.81
Total Prejudicial Actions/Total Licensed Physicians	2.04	3.79	2.32	1.85
Total Prejudicial Actions/Practicing In-State Physicians	3.01	5.54	3.33	2.61
Composite Action Index	2.66	5.09	3.01	2.75

Summary of 2005 Board Actions

South Dakota State Board of Medical and Osteopathic Examiners

123 S. Main Ave., Suite 100
 Sioux Falls, SD 57104
<http://www.state.sd.us/doh/medical>
 (605) 367-7781

Board Information

Board Size/Composition	6 / 4 MD, 1 DO, 1 public
Board Meeting Frequency	Quarterly
Standard of Proof Required	Clear and Convincing
Professions Regulated by Board	MD, DO, PA, NP

Board Actions	2005	2004	2003	2002	2001
Total Actions	2	7	11	5	4
Loss of License or Licensed Privilege	1	2	5	3	0
Restriction of License or Licensed Privilege	0	2	2	1	2
Other Prejudicial Actions	1	2	2	0	1
Total Prejudicial Actions	2	6	9	4	3
Non-Prejudicial Actions	0	1	2	1	1
Number of Physicians with Prejudicial Actions	2	5	8	3	3
Number of Physicians with Non-Prejudicial Actions	0	1	2	1	1
Total Number of Physicians with Actions	2	6	9	4	4

Physician Population

Total Number of Licensed Physicians	2,968	2,747	2,584	2,736	2,637
Total Number of Licensed Physicians Practicing In-State	1,768	1,595	1,543	1,632	2,455

Composite Action Index

Total Actions/Total Licensed Physicians	0.67	2.55	4.26	1.83	1.52
Total Actions/Practicing In-State Physicians	1.13	4.39	7.13	3.06	1.63
Total Prejudicial Actions/Total Licensed Physicians	0.67	2.18	3.48	1.46	1.14
Total Prejudicial Actions/Practicing In-State Physicians	1.13	3.76	5.83	2.45	1.22
Composite Action Index	0.90	3.22	5.18	2.20	1.38

Summary of 2005 Board Actions

Tennessee Board of Medical Examiners

425 5th Ave. North, 1st Floor, Cordell Hull Building
 Nashville, TN 37247-1010
<http://www.state.tn.us/health/boards/me/index.htm>
 (615) 532-3202; Fax: (615) 253-4484

Board Information

Board Size/Composition	12 / 9 MD, 3 public
Board Meeting Frequency	Bimonthly
Standard of Proof Required	Preponderance of the Evidence
Professions Regulated by Board	MD, ACU, PA, CP

Board Actions	2005	2004	2003	2002	2001
Total Actions	85	61	56	29	48
Loss of License or Licensed Privilege	38	39	24	11	20
Restriction of License or Licensed Privilege	27	10	17	12	15
Other Prejudicial Actions	13	7	9	0	5
Total Prejudicial Actions	78	56	50	23	40
Non-Prejudicial Actions	7	5	6	6	8
Number of Physicians with Prejudicial Actions	72	53	46	25	36
Number of Physicians with Non-Prejudicial Actions	7	5	6	9	8
Total Number of Physicians with Actions	76	58	50	29	44

Physician Population

Total Number of Licensed Physicians	18,288	17,894	17,521	17,551	17,338
Total Number of Licensed Physicians Practicing In-State	14,210	NR*	13,581	10,645	10,748

Composite Action Index

Total Actions/Total Licensed Physicians	4.65	3.41	3.20	1.65	2.77
Total Actions/Practicing In-State Physicians	5.98	NA**	4.12	2.72	4.47
Total Prejudicial Actions/Total Licensed Physicians	4.27	2.85	1.31	2.31	3.13
Total Prejudicial Actions/Practicing In-State Physicians	5.49	NA	3.68	2.16	3.72
Composite Action Index	5.10	NA	3.46	1.96	3.32

*Not Reported **Not Applicable

Summary of 2005 Board Actions

Tennessee Board of Osteopathic Examiners

425 5th Ave. North, 1st Floor, Cordell Hull Building

Nashville, TN 37247-1010

<http://www.state.tn.us/health/professions>

(615) 532-3202; Fax: (615) 253-4484

Board Information

Board Size/Composition	6 / 5 DO, 1 public
Board Meeting Frequency	Quarterly
Standard of Proof Required	Preponderance of the Evidence
Professions Regulated by Board	DO, NM

Board Actions	2005	2004	2003	2002	2001
Total Actions	5	1	0	0	3
Loss of License or Licensed Privilege	4	1	0	0	1
Restriction of License or Licensed Privilege	0	0	0	0	2
Other Prejudicial Actions	1	0	0	0	0
Total Prejudicial Actions	5	1	0	0	3
Non-Prejudicial Actions	0	0	0	0	0
Number of Physicians with Prejudicial Actions	5	1	0	0	2
Number of Physicians with Non-Prejudicial Actions	0	0	0	0	0
Total Number of Physicians with Actions	5	1	0	0	2

Physician Population

Total Number of Licensed Physicians	688	654	630	599	571
Total Number of Licensed Physicians Practicing In-State	426	NR*	379	253	234

Composite Action Index

Total Actions/Total Licensed Physicians	7.27	1.53	NA	NA	5.25
Total Actions/Practicing In-State Physicians	11.74	NA**	NA	NA	12.82
Total Prejudicial Actions/Total Licensed Physicians	7.27	NA	NA	5.25	1.53
Total Prejudicial Actions/Practicing In-State Physicians	11.74	NA	NA	NA	12.82
Composite Action Index	9.50	NA	NA	NA	9.04

*Not Reported **Not Applicable

Summary of 2005 Board Actions

Texas Medical Board

P.O. BOX 2018

Austin, TX 78701

<http://www.tmb.state.tx.us/>

(512) 305-7010; Fax: (512) 305-7008

Board Information

Board Size/Composition	18 / 9 MD, 3 public, 6 other
Board Meeting Frequency	Bimonthly
Standard of Proof Required	Preponderance of the Evidence
Professions Regulated by Board	MD, DO, ACU, PA, CP

Board Actions	2005	2004	2003	2002	2001
Total Actions	448	311	387	283	241
Loss of License or Licensed Privilege	87	72	94	84	50
Restriction of License or Licensed Privilege	101	80	91	79	74
Other Prejudicial Actions	228	131	174	99	96
Total Prejudicial Actions	416	283	359	262	221
Non-Prejudicial Actions	32	28	28	21	20
Number of Physicians with Prejudicial Actions	380	265	334	229	201
Number of Physicians with Non-Prejudicial Actions	36	30	29	24	25
Total Number of Physicians with Actions	411	290	360	247	220

Physician Population

Total Number of Licensed Physicians	54,855	53,647	51,073	49,980	49,184
Total Number of Licensed Physicians Practicing In-State	42,022	40,785	39,512	37,188	35,618

Composite Action Index

Total Actions/Total Licensed Physicians	8.17	5.80	7.58	5.66	4.90
Total Actions/Practicing In-State Physicians	10.66	7.63	9.79	7.61	6.77
Total Prejudicial Actions/Total Licensed Physicians	7.58	5.28	7.03	5.24	4.49
Total Prejudicial Actions/Practicing In-State Physicians	9.90	6.94	9.09	7.05	6.20
Composite Action Index	9.08	6.41	8.37	6.39	5.59

Summary of 2005 Board Actions

Utah Physicians Licensing Board
Physicians Licensing Board

160 E. 300 South, Herbert M. Wells Building, 4th Floor
Salt Lake City, UT 84114
http://www.dopl.utah.gov
(801) 530-6628; Fax: (801) 530-6511

Board Information

Board Size/Composition	11 / 9 MD, 2 public
Board Meeting Frequency	Monthly
Standard of Proof Required	Preponderance of the Evidence
Professions Regulated by Board	MD

Board Actions	2005	2004	2003	2002	2001
Total Actions	42	30	46	39	34
Loss of License or Licensed Privilege	10	5	5	9	9
Restriction of License or Licensed Privilege	22	17	30	22	19
Other Prejudicial Actions	1	1	2	2	0
Total Prejudicial Actions	33	23	37	33	28
Non-Prejudicial Actions	9	7	9	6	6
Number of Physicians with Prejudicial Actions	25	16	29	27	17
Number of Physicians with Non-Prejudicial Actions	10	7	10	6	7
Total Number of Physicians with Actions	31	22	33	33	22

Physician Population

Total Number of Licensed Physicians	7,616	7,160	7,332	6,910	7,107
Total Number of Licensed Physicians Practicing In-State	NR*	NR	NR	NR	5,408

Composite Action Index

Total Actions/Total Licensed Physicians	5.51	4.19	6.27	5.64	4.78
Total Actions/Practicing In-State Physicians	NA**	NA	NA	NA	6.29
Total Prejudicial Actions/Total Licensed Physicians	3.94	4.33	3.21	5.05	4.78
Total Prejudicial Actions/Practicing In-State Physicians	NA	NA	NA	NA	5.18
Composite Action Index	NA	NA	NA	NA	5.05

*Not Reported **Not Applicable

Summary of 2005 Board Actions

Utah Osteopathic Physician and Surgeons Licensing Board
Board of Osteopathic Medicine

160 E. 300 South, Herbert M. Wells Building, 4th Floor
Salt Lake City, UT 84114
http://www.dopl.utah.gov
(801) 530-6628; Fax: (801) 530-6511

Board Information

Board Size/Composition	5 / 4 DO, 1 public
Board Meeting Frequency	Quarterly
Standard of Proof Required	Preponderance of the Evidence
Professions Regulated by Board	DO

Board Actions	2005	2004	2003	2002	2001
Total Actions	9	1	0	3	1
Loss of License or Licensed Privilege	2	0	0	0	1
Restriction of License or Licensed Privilege	4	1	0	3	0
Other Prejudicial Actions	2	0	0	0	0
Total Prejudicial Actions	8	1	0	3	1
Non-Prejudicial Actions	1	0	0	0	0
Number of Physicians with Prejudicial Actions	6	1	0	2	1
Number of Physicians with Non-Prejudicial Actions	3	0	0	0	0
Total Number of Physicians with Actions	7	1	0	2	1

Physician Population

Total Number of Licensed Physicians	255	254	238	210	203
Total Number of Licensed Physicians Practicing In-State	NR*	NR	NR	NR	189

Composite Action Index

Total Actions/Total Licensed Physicians	35.29	3.94	0.00	14.29	4.93
Total Actions/Practicing In-State Physicians	NA**	NA	NA	NA	5.29
Total Prejudicial Actions/Total Licensed Physicians	4.93	31.37	3.94	0.00	14.29
Total Prejudicial Actions/Practicing In-State Physicians	NA	NA	NA	NA	5.29
Composite Action Index	NA	NA	NA	NA	5.11

*Not Reported **Not Applicable

Summary of 2005 Board Actions

Vermont Board of Medical Practice

108 Cherry Street

Burlington, VT 05402-0070

<http://www.healthyvermonters.info/bmp/bmp.shtml>

(802) 657-4220; Fax: (802) 657-4227

Board Information

Board Size/Composition	17 / 9 MD, 6 public, 1 PA, 1 POD
Board Meeting Frequency	Monthly
Standard of Proof Required	Preponderance of the Evidence
Professions Regulated by Board	MD, POD, PA, ANA

Board Actions	2005	2004	2003	2002	2001
Total Actions	31	14	27	12	8
Loss of License or Licensed Privilege	7	3	12	5	5
Restriction of License or Licensed Privilege	7	5	6	2	0
Other Prejudicial Actions	11	4	7	3	2
Total Prejudicial Actions	25	12	25	10	7
Non-Prejudicial Actions	6	2	2	2	1
Number of Physicians with Prejudicial Actions	17	10	18	9	7
Number of Physicians with Non-Prejudicial Actions	6	2	2	2	1
Total Number of Physicians with Actions	21	12	20	11	8

Physician Population

Total Number of Licensed Physicians	3,095	2,876	3,054	2,815	3,301
Total Number of Licensed Physicians Practicing In-State	1,855	1,786	1,822	1,745	2,003

Composite Action Index

Total Actions/Total Licensed Physicians	10.02	4.87	8.84	4.26	2.42
Total Actions/Practicing In-State Physicians	16.71	7.84	14.82	6.88	3.99
Total Prejudicial Actions/Total Licensed Physicians	8.08	4.17	8.19	3.55	2.12
Total Prejudicial Actions/Practicing In-State Physicians	13.48	6.72	13.72	5.73	3.49
Composite Action Index	12.07	5.90	11.39	5.11	3.01

Summary of 2005 Board Actions

Vermont Board of Osteopathic Physicians and Surgeons

Office of Professional Regulation

26 Terrace Street, Drawer 09

Montpelier, VT 05609-1106

<http://vtprofessionals.org>

(802) 828-2373; Fax: (802) 828-2465

Board Information

Board Size/Composition	5 / 3 DO, 2 public
Board Meeting Frequency	Quarterly
Standard of Proof Required	Preponderance of the Evidence
Professions Regulated by Board	DO, MA, PA, POD

Board Actions	2005	2004	2003	2002	2001
Total Actions	2	1	0	1	2
Loss of License or Licensed Privilege	1	0	0	0	1
Restriction of License or Licensed Privilege	0	0	0	0	0
Other Prejudicial Actions	1	1	0	1	1
Total Prejudicial Actions	2	1	0	1	2
Non-Prejudicial Actions	0	0	0	0	0
Number of Physicians with Prejudicial Actions	2	1	0	1	2
Number of Physicians with Non-Prejudicial Actions	0	0	0	0	0
Total Number of Physicians with Actions	2	1	0	1	2

Physician Population

Total Number of Licensed Physicians	99	86	87	81	104
Total Number of Licensed Physicians Practicing In-State	52	NR*	45	42	45

Composite Action Index

Total Actions/Total Licensed Physicians	20.20	11.63	0.00	12.35	19.23
Total Actions/Practicing In-State Physicians	38.46	NA**	0.00	23.81	44.44
Total Prejudicial Actions/Total Licensed Physicians	20.20	0.00	12.35	19.23	11.63
Total Prejudicial Actions/Practicing In-State Physicians	38.46	NA	0.00	23.81	44.44
Composite Action Index	29.33	NA	0.00	18.08	31.84

*Not Reported **Not Applicable

Summary of 2005 Board Actions

Vermont Board of Medical Practice

108 Cherry Street
 Burlington, VT 05402-0070
<http://www.healthyvermonters.info/bmp/bmp.shtml>
 (802) 657-4220; Fax: (802) 657-4227

Board Information

Board Size/Composition	17 / 9 MD, 6 public, 1 PA, 1 POD
Board Meeting Frequency	Monthly
Standard of Proof Required	Preponderance of the Evidence
Professions Regulated by Board	MD, POD, PA, ANA

Board Actions	2005	2004	2003	2002	2001
Total Actions	31	14	27	12	8
Loss of License or Licensed Privilege	7	3	12	5	5
Restriction of License or Licensed Privilege	7	5	6	2	0
Other Prejudicial Actions	11	4	7	3	2
Total Prejudicial Actions	25	12	25	10	7
Non-Prejudicial Actions	6	2	2	2	1
Number of Physicians with Prejudicial Actions	17	10	18	9	7
Number of Physicians with Non-Prejudicial Actions	6	2	2	2	1
Total Number of Physicians with Actions	21	12	20	11	8

Physician Population

Total Number of Licensed Physicians	3,095	2,876	3,054	2,815	3,301
Total Number of Licensed Physicians Practicing In-State	1,855	1,786	1,822	1,745	2,003

Composite Action Index

Total Actions/Total Licensed Physicians	10.02	4.87	8.84	4.26	2.42
Total Actions/Practicing In-State Physicians	16.71	7.84	14.82	6.88	3.99
Total Prejudicial Actions/Total Licensed Physicians	8.08	4.17	8.19	3.55	2.12
Total Prejudicial Actions/Practicing In-State Physicians	13.48	6.72	13.72	5.73	3.49
Composite Action Index	12.07	5.90	11.39	5.11	3.01

Summary of 2005 Board Actions

**Vermont Board of Osteopathic Physicians and Surgeons
 Office of Professional Regulation**

26 Terrace Street, Drawer 09
 Montpelier, VT 05609-1106
<http://vtprofessionals.org>
 (802) 828-2373; Fax: (802) 828-2465

Board Information

Board Size/Composition	5 / 3 DO, 2 public
Board Meeting Frequency	Quarterly
Standard of Proof Required	Preponderance of the Evidence
Professions Regulated by Board	DO, MA, PA, POD

Board Actions	2005	2004	2003	2002	2001
Total Actions	2	1	0	1	2
Loss of License or Licensed Privilege	1	0	0	0	1
Restriction of License or Licensed Privilege	0	0	0	0	0
Other Prejudicial Actions	1	1	0	1	1
Total Prejudicial Actions	2	1	0	1	2
Non-Prejudicial Actions	0	0	0	0	0
Number of Physicians with Prejudicial Actions	2	1	0	1	2
Number of Physicians with Non-Prejudicial Actions	0	0	0	0	0
Total Number of Physicians with Actions	2	1	0	1	2

Physician Population

Total Number of Licensed Physicians	99	86	87	81	104
Total Number of Licensed Physicians Practicing In-State	52	NR*	45	42	45

Composite Action Index

Total Actions/Total Licensed Physicians	20.20	11.63	0.00	12.35	19.23
Total Actions/Practicing In-State Physicians	38.46	NA**	0.00	23.81	44.44
Total Prejudicial Actions/Total Licensed Physicians	20.20	0.00	12.35	19.23	11.63
Total Prejudicial Actions/Practicing In-State Physicians	38.46	NA	0.00	23.81	44.44
Composite Action Index	29.33	NA	0.00	18.08	31.84

*Not Reported **Not Applicable

Summary of 2005 Board Actions
Virgin Islands Board of Medical Examiners
Department of Health
 48 Sugar Estate
 St. Thomas, VI 00802
 (340) 774-0117; Fax: (340) 777-4001

Board Information

Board Size/Composition	5 / 5 MD
Board Meeting Frequency	Quarterly
Standard of Proof Required	
Professions Regulated by Board	MD, DO

Board Actions

	2005	2004	2003	2002	2001
Total Actions	0	0	0	0	0
Loss of License or Licensed Privilege	0	0	0	0	0
Restriction of License or Licensed Privilege	0	0	0	0	0
Other Prejudicial Actions	0	0	0	0	0
Total Prejudicial Actions	0	0	0	0	0
Non-Prejudicial Actions	0	0	0	0	0
Number of Physicians with Prejudicial Actions	0	0	0	0	0
Number of Physicians with Non-Prejudicial Actions	0	0	0	0	0
Total Number of Physicians with Actions	0	0	0	0	0

Physician Population

Total Number of Licensed Physicians	241	155	235	NR*	NR
Total Number of Licensed Physicians Practicing In-State	222	141	203	NR	NR

Composite Action Index

Total Actions/Total Licensed Physicians	NA**	0.00	0.00	NA	NA
Total Actions/Practicing In-State Physicians	NA	0.00	0.00	NA	NA
Total Prejudicial Actions/Total Licensed Physicians	NA	0.00	0.00	NA	NA
Total Prejudicial Actions/Practicing In-State Physicians	NA	0.00	0.00	NA	NA
Composite Action Index	NA	0.00	0.00	NA	NA

*Not Reported **Not Applicable

Summary of 2005 Board Actions
Virginia Board of Medicine
 6603 W. Broad St, 5th Floor
 Richmond, VA 23230-1717
<http://www.dhp.state.va.us>
 (804) 662-9908; Fax: (804) 662-9517

Board Information

Board Size/Composition	18 / 11 MD, 1 DO, 4 public, 1 DPM, 1 CHI
Board Meeting Frequency	Three full board meetings annually (special committees hold disciplinary hearings most weeks)
Standard of Proof Required	Clear and Convincing
Professions Regulated by Board	MD, DO, PA, ACU, AT, CHI, NM, OT, POD, RT, NP, NA, RT, RTL

Board Actions

	2005	2004	2003	2002	2001
Total Actions	164	148	145	137	99
Loss of License or Licensed Privilege	49	43	42	47	53
Restriction of License or Licensed Privilege	15	14	15	17	15
Other Prejudicial Actions	62	59	49	43	15
Total Prejudicial Actions	126	116	106	107	83
Non-Prejudicial Actions	38	32	39	30	16
Number of Physicians with Prejudicial Actions	120	107	94	104	78
Number of Physicians with Non-Prejudicial Actions	38	32	39	30	16
Total Number of Physicians with Actions	135	116	124	122	87

Physician Population

Total Number of Licensed Physicians	31,379	29,304	30,528	28,589	29,629
Total Number of Licensed Physicians Practicing In-State	18,131	17,395	17,654	16,937	17,402

Composite Action Index

Total Actions/Total Licensed Physicians	5.23	5.05	4.75	4.79	3.34
Total Actions/Practicing In-State Physicians	9.05	8.51	8.21	8.09	5.69
Total Prejudicial Actions/Total Licensed Physicians	4.02	3.96	3.47	3.74	2.80
Total Prejudicial Actions/Practicing In-State Physicians	6.95	6.67	6.00	6.32	4.77
Composite Action Index	6.31	6.05	5.61	5.74	4.15

Summary of 2005 Board Actions

**Washington Medical Quality Assurance Commission
Department of Health**

310 Israel Road, SE, MS 47866

Tumwater, WA 98501

<http://www.doh.wa.gov>

(360) 236-4788; Fax: (360) 586-4573

Board Information

Board Size/Composition	19 / 13 MD, 4 public, 2 other
Board Meeting Frequency	Every six weeks
Standard of Proof Required	Clear and Convincing
Professions Regulated by Board	MD

Board Actions	2005	2004	2003	2002	2001
Total Actions	92	82	90	63	59
Loss of License or Licensed Privilege	18	15	23	13	11
Restriction of License or Licensed Privilege	23	19	24	22	25
Other Prejudicial Actions	28	30	27	11	12
Total Prejudicial Actions	69	64	74	46	48
Non-Prejudicial Actions	23	18	16	17	11
Number of Physicians with Prejudicial Actions	64	58	65	41	43
Number of Physicians with Non-Prejudicial Actions	23	18	16	17	10
Total Number of Physicians with Actions	83	75	81	57	52

Physician Population

Total Number of Licensed Physicians	20,623	20,026	19,652	19,253	19,661
Total Number of Licensed Physicians Practicing In-State	15,156	14,811	14,531	14,261	14,634

Composite Action Index

Total Actions/Total Licensed Physicians	4.46	4.09	4.58	3.27	3.00
Total Actions/Practicing In-State Physicians	6.07	5.54	6.19	4.42	4.03
Total Prejudicial Actions/Total Licensed Physicians	3.35	3.20	3.77	2.39	2.44
Total Prejudicial Actions/Practicing In-State Physicians	4.55	4.32	5.09	3.23	3.28
Composite Action Index	4.61	4.29	4.91	3.33	3.19

Summary of 2005 Board Actions

**Washington Board of Osteopathic Medicine and Surgery
Department of Health**

P.O. BOX 47866

Olympia, WA 98504-7866

<http://www.doh.wa.gov>

(360) 236-4945; Fax: (360) 236-2406

Board Information

Board Size/Composition	7 / 6 DO, 1 public
Board Meeting Frequency	Quarterly
Standard of Proof Required	Preponderance of the Evidence
Professions Regulated by Board	DO, PA

Board Actions	2005	2004	2003	2002	2001
Total Actions	8	5	2	4	3
Loss of License or Licensed Privilege	2	2	0	1	0
Restriction of License or Licensed Privilege	3	0	2	1	2
Other Prejudicial Actions	1	3	0	2	1
Total Prejudicial Actions	6	5	2	4	3
Non-Prejudicial Actions	2	0	0	0	0
Number of Physicians with Prejudicial Actions	6	5	2	4	3
Number of Physicians with Non-Prejudicial Actions	3	0	0	0	0
Total Number of Physicians with Actions	7	5	2	4	3

Physician Population

Total Number of Licensed Physicians	824	765	744	719	690
Total Number of Licensed Physicians Practicing In-State	615	586	580	539	520

Composite Action Index

Total Actions/Total Licensed Physicians	9.71	6.54	2.69	5.56	4.35
Total Actions/Practicing In-State Physicians	13.01	8.53	3.45	7.42	5.77
Total Prejudicial Actions/Total Licensed Physicians	7.28	6.54	2.69	5.56	4.35
Total Prejudicial Actions/Practicing In-State Physicians	9.76	8.53	3.45	7.42	5.77
Composite Action Index	9.94	7.53	3.07	6.49	5.06

Summary of 2005 Board Actions
West Virginia Board of Medicine
 101 Dee Drive
 Charleston, WV 25311
<http://www.wvdhhr.org/wvbom>
 (304) 558-2921; Fax: (304) 558-2084

Board Information

Board Size/Composition	15 / 9 MD, 3 Public, 3 other
Board Meeting Frequency	Bimonthly
Standard of Proof Required	Clear and Convincing
Professions Regulated by Board	MD, PA, POD

Board Actions	2005	2004	2003	2002	2001
Total Actions	65	42	48	36	36
Loss of License or Licensed Privilege	18	10	20	15	13
Restriction of License or Licensed Privilege	7	9	10	7	8
Other Prejudicial Actions	24	11	10	8	7
Total Prejudicial Actions	49	30	40	30	28
Non-Prejudicial Actions	16	12	8	6	8
Number of Physicians with Prejudicial Actions	48	27	38	26	27
Number of Physicians with Non-Prejudicial Actions	15	12	8	6	8
Total Number of Physicians with Actions	50	33	43	32	34

Physician Population

Total Number of Licensed Physicians	5,815	5,726	5,813	6,100	6,193
Total Number of Licensed Physicians Practicing In-State	3,650	3,532	3,575	3,552	3,570

Composite Action Index

Total Actions/Total Licensed Physicians	11.18	7.33	8.26	5.90	5.81
Total Actions/Practicing In-State Physicians	17.81	11.89	13.43	10.14	10.08
Total Prejudicial Actions/Total Licensed Physicians	8.43	5.24	6.88	4.92	4.52
Total Prejudicial Actions/Practicing In-State Physicians	13.42	8.49	11.19	8.45	7.84
Composite Action Index	12.71	8.24	9.94	7.35	7.07

Summary of 2005 Board Actions
West Virginia Board of Osteopathy
 334 Penco Rd, WEIRTON WV 26062
 Weirton, WV 26062
<http://www.wvbdosteo.org/>
 (304) 723-4638; Fax: (304) 723-2877

Board Information

Board Size/Composition	5 / 3 DO, and 2 public
Board Meeting Frequency	3 -4 per year
Standard of Proof Required	Preponderance of the Evidence
Professions Regulated by Board	DO

Board Actions	2005	2004	2003	2002	2001
Total Actions	6	7	7	5	4
Loss of License or Licensed Privilege	2	4	2	2	3
Restriction of License or Licensed Privilege	3	2	2	0	0
Other Prejudicial Actions	0	0	1	2	0
Total Prejudicial Actions	5	6	5	4	3
Non-Prejudicial Actions	1	1	2	1	1
Number of Physicians with Prejudicial Actions	5	5	5	4	3
Number of Physicians with Non-Prejudicial Actions	1	1	3	1	1
Total Number of Physicians with Actions	6	6	7	4	4

Physician Population

Total Number of Licensed Physicians	825	810	836	861	839
Total Number of Licensed Physicians Practicing In-State	607	572	541	525	499

Composite Action Index

Total Actions/Total Licensed Physicians	7.27	8.64	8.37	5.81	4.77
Total Actions/Practicing In-State Physicians	9.88	12.24	12.94	9.52	8.02
Total Prejudicial Actions/Total Licensed Physicians	6.06	7.41	5.98	4.65	3.58
Total Prejudicial Actions/Practicing In-State Physicians	8.24	10.49	9.24	7.62	6.01
Composite Action Index	7.86	9.69	9.13	6.90	5.59

Summary of 2005 Board Actions

**Wisconsin Medical Examining Board
Department of Regulation and Licensing**

1400 E. Washington Ave
Madison, WI 53703
<http://www.drl.state.wi.us/>
(608) 266-2112; Fax: (608) 261-7083

Board Information

Board Size/Composition	14 / 9 MD, 1 DO, 3 public, 1 other
Board Meeting Frequency	Monthly
Standard of Proof Required	Preponderance of the Evidence
Professions Regulated by Board	MD, DO, PA, RT

Board Actions	2005	2004	2003	2002	2001
Total Actions	30	113	105	82	109
Loss of License or Licensed Privilege	8	19	17	16	15
Restriction of License or Licensed Privilege	1	14	8	4	10
Other Prejudicial Actions	15	67	66	53	70
Total Prejudicial Actions	24	100	91	73	95
Non-Prejudicial Actions	6	13	14	9	14
Number of Physicians with Prejudicial Actions	22	59	49	38	60
Number of Physicians with Non-Prejudicial Actions	6	13	13	9	13
Total Number of Physicians with Actions	25	67	53	43	65

Physician Population

Total Number of Licensed Physicians	20,838	21,322	19,856	19,868	33,874
Total Number of Licensed Physicians Practicing In-State	14,228	19,158	13,546	13,222	17,559

Composite Action Index

Total Actions/Total Licensed Physicians	1.44	5.30	5.29	4.13	3.22
Total Actions/Practicing In-State Physicians	2.11	5.90	7.75	6.20	6.21
Total Prejudicial Actions/Total Licensed Physicians	1.15	4.69	4.58	3.67	2.80
Total Prejudicial Actions/Practicing In-State Physicians	1.69	5.22	6.72	5.52	5.41
Composite Action Index	1.60	5.28	6.09	4.88	4.41

Summary of 2005 Board Actions

Wyoming Board of Medicine

211 W. 19th St, Colony Bldg, 2nd Floor
Cheyenne, WY 82002
<http://wyomedboard.state.wy.us>
(307) 778-7053; Fax: (307) 778-2069

Board Information

Board Size/Composition	8 / 4 MD, 1 DO, 2 public, 1 other
Board Meeting Frequency	3 per year
Standard of Proof Required	Clear and Convincing
Professions Regulated by Board	MD, DO, PA

Board Actions	2005	2004	2003	2002	2001
Total Actions	10	12	24	17	4
Loss of License or Licensed Privilege	4	2	10	9	0
Restriction of License or Licensed Privilege	3	6	3	3	2
Other Prejudicial Actions	2	0	7	4	1
Total Prejudicial Actions	9	8	20	16	3
Non-Prejudicial Actions	1	4	4	1	1
Number of Physicians with Prejudicial Actions	7	9	19	12	3
Number of Physicians with Non-Prejudicial Actions	1	4	4	1	2
Total Number of Physicians with Actions	7	12	20	12	4

Physician Population

Total Number of Licensed Physicians	2,439	2,447	2,353	2,277	2,275
Total Number of Licensed Physicians Practicing In-State	1,037	814	934	881	988

Composite Action Index

Total Actions/Total Licensed Physicians	4.10	4.90	10.20	7.47	1.76
Total Actions/Practicing In-State Physicians	9.64	14.74	25.70	19.30	4.05
Total Prejudicial Actions/Total Licensed Physicians	3.69	3.27	8.50	7.03	1.32
Total Prejudicial Actions/Practicing In-State Physicians	8.68	9.83	21.41	18.16	3.04
Composite Action Index	6.53	8.19	16.45	12.99	2.54



The Federation of State Medical Boards

P.O. Box 619850

Dallas, Texas 75261-9850

(817) 868-4000

www.fsmb.org